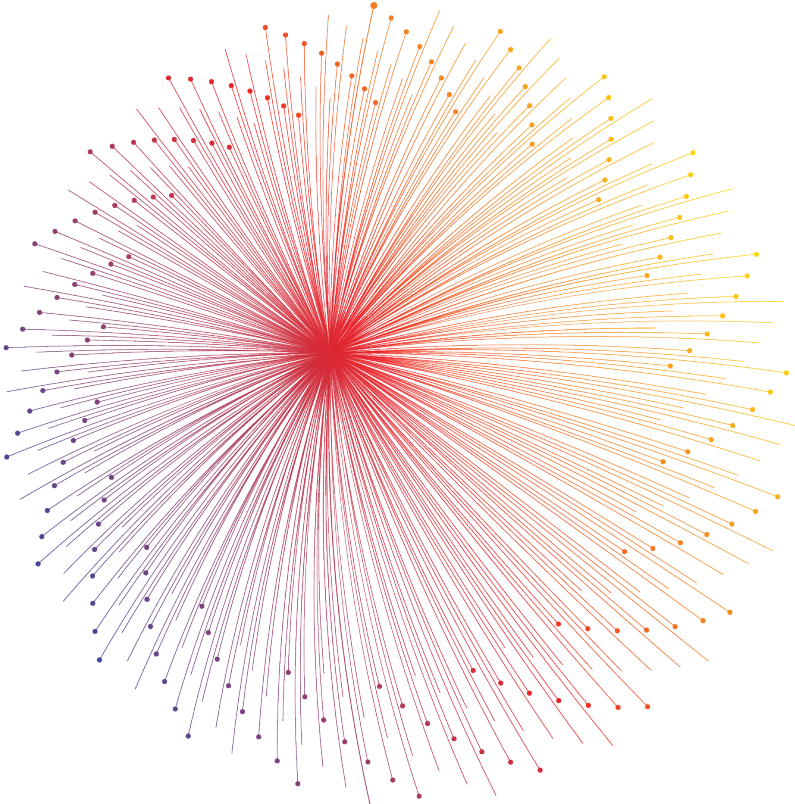
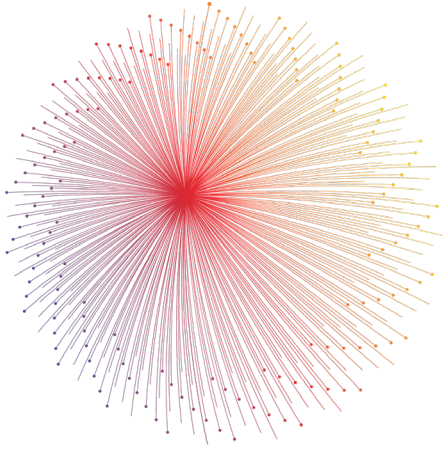


Consultation analysis on the Greater Lincolnshire Devolution Proposal

Prepared for Lincolnshire County Council, North Lincolnshire
Council, and North East Lincolnshire Council

March 2024





About the authors

alma economics



Alma Economics combines unparalleled analytical expertise with the ability to communicate complex ideas clearly.

www.almaeconomics.com

About the commissioning organisations



www.lincolnshire.gov.uk



www.northlincs.gov.uk



www.nelincs.gov.uk

This independent analysis was commissioned by Lincolnshire County Council (LCC), North Lincolnshire Council (NLC), and North East Lincolnshire Council (NELC). The analysis and findings are those of the authors and do not represent the views of LCC, NLC, and NELC.

Table of Contents

Executive summary.....	1
Research approach	4
Overview of responses received.....	4
Methodology	6
Limitations	7
New jobs and business growth.....	9
Education and training	12
Roads, buses and transport	16
Homes and communities	19
Environment	22
Governance.....	25
Additional themes	29
Themes of support	29
Themes of suggestions.....	30
Themes of concerns.....	33
Equalities impact assessment	37
Appendix A.....	40
Appendix B.....	43
Appendix C	49
Appendix D.....	55
Appendix E	61
Appendix F	64
Appendix G	66
Appendix H.....	68

Executive summary

The UK Government's [2022 Levelling Up strategy](#) pledges to offer devolution to every interested region by 2030. This commitment reflects a continuation of the devolution of powers to local governments within England since 2014. Mayoral devolution is now expected to extend to a further seven regions between 2024 and 2025, joining areas such as Liverpool City Region, West Midlands, and Greater Manchester.

In November 2023, Greater Lincolnshire's [devolution deal](#) and draft proposal were announced and published. The deal, amounting to around £750 million of planned investment, intends to bring decision-making closer to the local residents, businesses, and communities of Greater Lincolnshire. The deal was accompanied by a draft devolution proposal which centres around the creation of a new combined county authority (CCA), chaired by an elected official (the 'mayor'), and formed in partnership between Lincolnshire County Council (LCC), North East Lincolnshire Council (NELC) and North Lincolnshire Council (NLC).

If the new CCA is approved, the proposal is envisaged to result in more tailored and effective policymaking which better accounts for Greater Lincolnshire's needs and priorities. In practice, it aims to achieve greater economic prosperity, more effective public services, and improved partnerships with local people, communities, and businesses. It is also anticipated to bring greater influence and profile locally, nationally, and globally to the region.

Consultation on Greater Lincolnshire's Devolution Proposal

Prior to finalising and deciding whether to submit the proposal to the Secretary of State, the three councils have sought the views of residents, businesses, and wider stakeholders through a public consultation. The consultation process is a key element of policymaking, ensuring that the views, knowledge, experiences, and ideas of all those affected by new policies and regulations can be considered and incorporated.

This consultation, open for eight weeks between 4th December 2023 to 29th January 2024, posed questions on the proposal's six areas of focus: (i) new jobs and business growth; (ii) education and training; (iii) roads, buses and transport; (iv) homes and communities; (v) environment; and (vi) governance, as well as capturing general views on the proposal.

The results will inform Lincolnshire County Council (LCC), North East Lincolnshire Council (NELC), and North Lincolnshire Council (NLC)'s immediate next steps concerning the proposal, including whether to: (i) continue with devolution based on an amended proposal; (ii) seek alternative devolution arrangements; or (iii) discontinue devolution.

The consultation was accompanied by several documents available to the public. These included the full devolution proposal, an executive summary (also available in easy read format or accessible through a screen reader), devolution FAQs, and drop-in sessions with local councils. A summary of wider stakeholder engagement and publicity is available in Appendix H.

Alma Economics, an independent research consultancy, was commissioned by the three councils to analyse and present the data gathered in the consultation. This report is a balanced and impartial presentation of the analysis, ensuring that the full spectrum of views is presented. The report will first discuss the research approach, including an overview of responses received, its methodology and

limitations, before presenting the results from the six quantitative (closed-text) consultation questions, one qualitative (open-text) consultation question, and the equalities impact assessment.

Summary of respondent characteristics

The consultation received 4,101 responses. Relative to its total population of 1.1 million, Greater Lincolnshire has therefore achieved the highest response rate across recent devolution consultations (0.31%).¹ The majority of responses (95%, 3,887 respondents) were submitted through the online survey, while 214 responses (5%) were received directly via email, post (including easy read versions), or telephone survey. The responses can be broken down by respondent type as follows: (i) 3,844 responses were received from individuals; (ii) 157 respondents answered on behalf, or as a representative, of a business or organisation; and (iii) 100 did not specify whether they were responding as an individual or on behalf of a business or an organisation.

Summary of consultation responses

New jobs and business growth

- A total of 4,013 responses were received for this question. The proposal was endorsed by 53% of individuals, 56% of those responding on behalf of businesses, and 64% of those responding on behalf of local government. Further breakdowns are discussed in the full report.
- Thematic analysis of the open-text responses identified four distinct themes related to this area of focus. These discussed strengthening industrial and agricultural capabilities, addressing the risks posed by artificial intelligence for jobs, increasing support for local businesses, and developing year-round tourist attractions. The themes are presented in detail in the report below.

Education and training

- A total of 4,008 responses were received for this question. The proposal was endorsed by 56% of individuals, 65% of those responding on behalf of businesses, and 70% of those responding on behalf of local government. Further breakdowns are discussed in the report.
- Thematic analysis of the open-text responses identified five distinct themes related to this area of focus. Respondents discussed school curricula, increasing the provision of career support for adults and young people, increasing opportunities for skills development, enhancing adult education provision, and improving Special Educational Needs and Disabilities (SEND) provision.² These themes are presented in detail in the report.

Roads, buses and transport

- A total of 4,017 responses were received for this question. The proposal was endorsed by 56% of individuals, 67% of those responding on behalf of businesses, and 73% of those responding on behalf of local government. Further breakdowns are discussed in the report below.

¹ For the purpose of comparison, the Tees valley combined authority received 2,000 responses relative to a population of 670,000 (0.30%). North Yorkshire received 1,971 responses from its population of 800,000 (0.25%) and the East Midlands consultation received 4,869 responses relative to a population of 2.2 million (0.22%). Other consultations such as West Yorkshire, Cambridgeshire and Peterborough, as well as the West of England received lower response rates (<0.19%).

² It is recognised that SEND provision was outside the scope of the devolution proposal. This summary reflects responses submitted to the consultation which included this theme.

- Thematic analysis of the open-text responses identified five distinct themes related to this area of focus. Responses discussed expanding public transport within Lincolnshire, improving roads, upgrading cycle lanes, improving transport links with other UK cities, and focusing on green energy solutions. These themes are presented in detail in the report.

Homes and communities

- A total of 4,010 responses were received for this question. The proposal was endorsed by 48% of individuals, 64% of those responding on behalf of businesses, and 58% of those responding on behalf of local government. Further breakdowns are discussed in the report.
- Thematic analysis of the open-text responses identified five distinct themes related to this area of focus. Responses discussed town centre regeneration, developing public infrastructure and amenities, addressing social housing, repurposing old properties and empty buildings, and introducing restrictions on second-home ownership and lettings. These themes are presented in detail in the report.

Environment

- A total of 4,008 responses were received for this question. The proposal was endorsed by 56% of individuals, 67% of those responding on behalf of businesses, and 67% of those responding on behalf of local government. Further breakdowns are discussed in the report.
- Thematic analysis of the open-text responses identified four distinct themes related to this area of focus. These discussed increasing the use of renewable energy, enhancing climate change measures, increasing conservation measures, and protecting greenfield sites. These themes are presented in detail in the report.

Governance

- A total of 4,019 responses were received for this question. The proposal was endorsed by 38% of individuals, 56% of those responding on behalf of businesses, and 58% of those responding on behalf of local government. Further breakdowns are discussed in the report.
- Thematic analysis of the open-text responses identified four distinct themes related to this area of focus. These discussed support for one centralised authority and reducing tiers of government, as well as suggestions regarding the mayor and elected officials. These themes are presented in detail in the report.

Additional themes

- Thematic analysis of the open-text responses identified ten overarching themes which encapsulated general views expressed about the draft proposal and its six areas of focus. These have been grouped under three categories: 'themes of support'; 'themes of suggestions'; and 'themes of concerns'. A detailed description of each individual theme is included in the report below.

Research approach

Overview of responses received

The consultation remained open for submissions from 4th December 2023 to 29th January 2024 and received a total of 4,101 responses.^{3,4} Respondents were not required to answer all questions, resulting in varying response totals across the seven consultation questions. Response totals for each individual question are specified throughout the report.

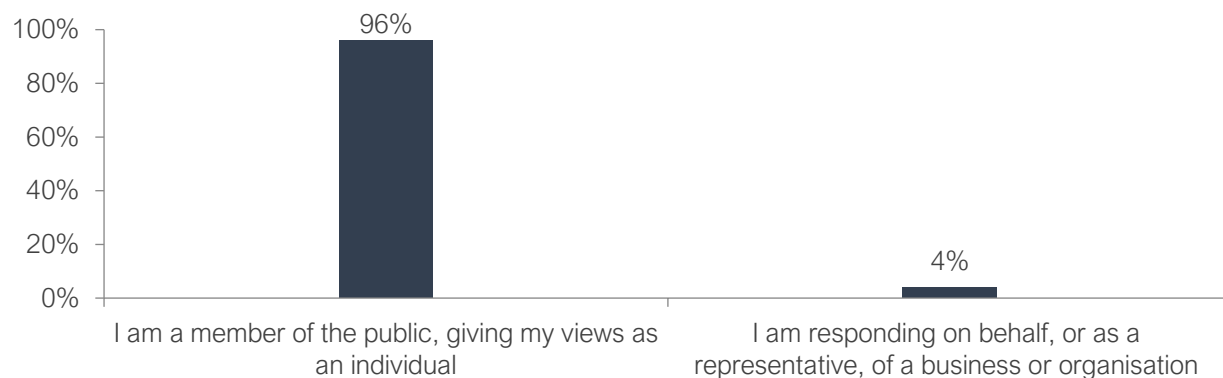
The majority of responses (95%, 3,887 respondents) were submitted through the online survey, while 214 responses (5%) were received directly via email, post, or telephone survey. Of the total responses received, one email response was excluded due to duplication and two separate email submissions were combined into one record.

Table 1. Source of responses received

Submission type	Count	Share
Online survey	3,887	95%
Postal response	162	4%
Email response	51	1%
Telephone survey	1	0%
All respondents	4,101	100%

Responses can be broken down by respondent type as follows: (i) 3,844 responses were received from individuals, accounting for 96% of total responses; and (ii) 157 (4%) of responses were submitted on behalf, or as a representative, of a business or organisation.⁵

Figure 1. Responses by respondent type



Of those selecting ‘business or organisation’, 55 submissions (35%) indicated that they represented a ‘business’ when asked to select the sector that best describes their group or organisation. The second

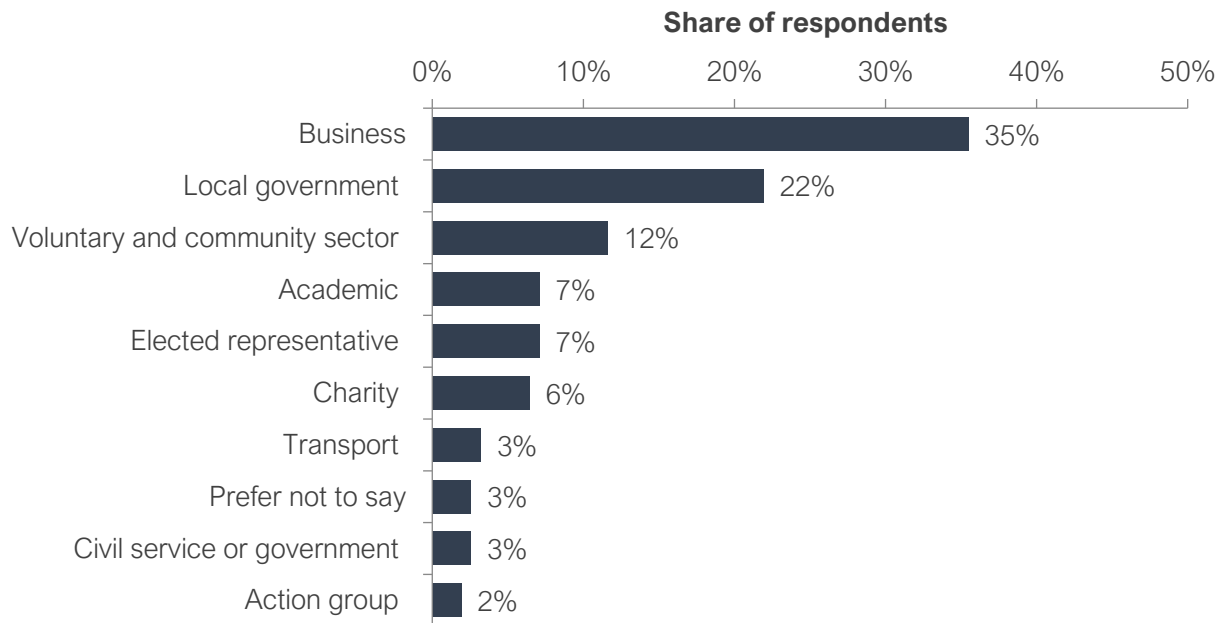
³ Late postal and email responses were accepted until 5th February 2024. Since the 6th February 2024, another 3 responses were received which could no longer be considered for analysis.

⁴ Relative to its total population of 1.1 million, Greater Lincolnshire has therefore achieved the highest response rate across all recent devolution consultations (0.31%). For the purpose of comparison, the Tees valley combines authority received 2,000 responses relative to a population of 670,000 (0.30%). North Yorkshire received 1,971 responses from its population of 800,000 (0.25%) and the East Midlands consultation received 4,869 responses relative to a population of 2.2 million (0.22%). Other consultations such as West Yorkshire, Cambridgeshire and Peterborough, as well as the West of England received lower response rates (<0.19%).

⁵ A further 100 respondents did not specify whether they were responding as an individual or on behalf of a business or an organisation.

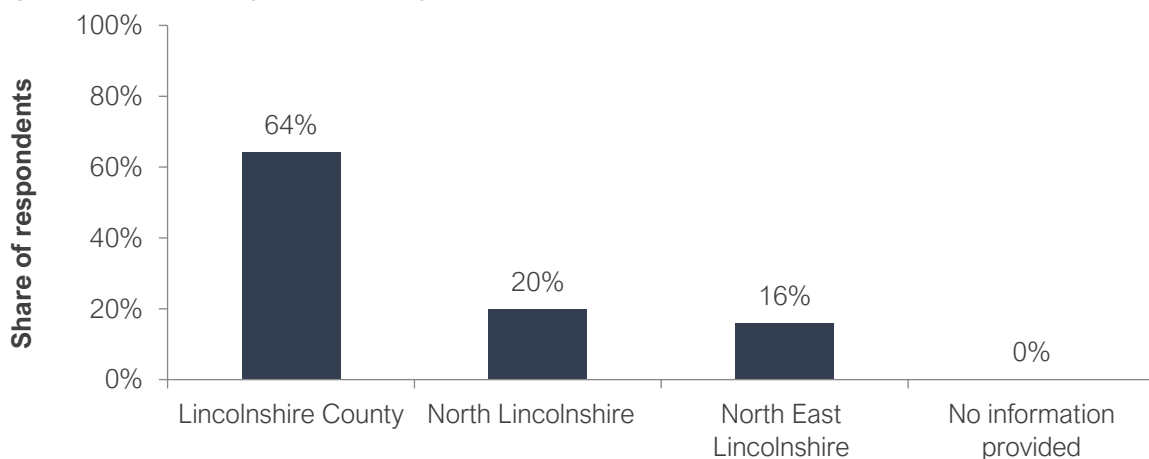
most frequent detailed respondent type for this question was 'local government' with 22% selecting this category, followed by 'voluntary and community sector' (12%), 'academic' (7%), 'elected representative' (7%), and 'charity' (6%). 'Transport' and 'civil service or government' each represented 3% of total respondents, and 2% of respondents selected 'action group'. In total, 3% of respondents to this question preferred not to disclose their organisational respondent type. A complete breakdown of responses by respondent and sector type can be found in Appendix B.

Figure 2. Responses by sector type



All respondents were also given the option to indicate their constituent council area, enabling trends across regions to be identified. A total of 3,980 responses were received to this question. In order of frequency, the representation of each area was as follows: Lincolnshire County (64%), North Lincolnshire Council (20%), and North East Lincolnshire Council (16%). A detailed breakdown of responses by area can be found in Appendix C.

Figure 3. Responses by local authority area⁶

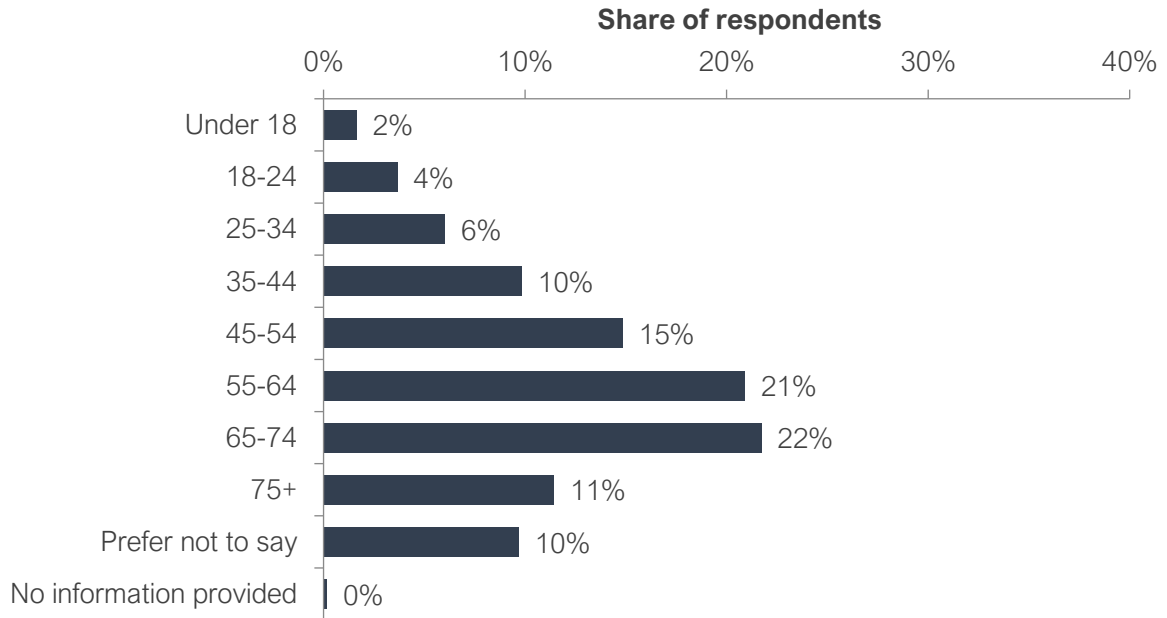


Moreover, respondents were asked to select their age group. Of the 3,811 responses to this question, 2% of respondents were under 18, 4% respondents were between 18-24, 6% were between 25-34,

⁶ 'No information provided' was noted in the response data as 'Redacted'.

10% were 35-44, 15% were 45-54, 21% were 55-64, 22% were 65-74, and 11% were 75 or above. In total, 10% of respondents preferred not to disclose their age group. A complete breakdown of responses by age group can be found in Appendix D.

Figure 4. Responses by age group



Finally, respondents were asked to disclose their disability status. A total of 3,788 responses were received for this question. The majority of respondents (2,748, or 73%) did not have a disability, whilst 646 (17%) did disclose a disability and 394 (10%) preferred not to disclose their disability status. A detailed breakdown of responses by disability status can be found in Appendix E.

Methodology

The consultation questionnaire consisted of the seven core consultation questions, as well as a set of demographic questions (including respondent type and, if applicable, organisation type, local authority area, age, and disability status).

The main consultation questions included: (i) six quantitative questions in the form of a six-point attitude scale (Strongly agree/ Agree/ Neither agree, nor disagree/ Disagree/ Strongly disagree/ Don't know), and (ii) one qualitative, open-text question for respondents to provide comments or views about the Greater Lincolnshire devolution proposal.⁷ No limits were set on text length for this question. All survey and email responses received were analysed in full.

All responses were merged into one dataset for analysis. Quantitative questions were analysed via data cleaning and analysis in the programming language Python. The following report presents descriptive breakdowns for each quantitative question as well as graphs or tables. High-level findings from demographic segmentation analysis are also discussed for each closed-text question. Complete breakdowns and segmentations for each question can be found in Appendices A to D. Percentages were rounded to the nearest whole number and can therefore sum up to more than 100%.

⁷ This approach is consistent with other recent devolution consultations. For example, the East Midlands consultation similarly set out the proposed changes, followed by Likert scale questions (Strongly agree – Agree – Neither agree nor disagree – Disagree – Strongly disagree – Don't know) in the areas of (i) Governance, (ii) Homes, (iii) Skills, (iv) Transport, (v) Reducing Carbon/Net Zero, (vi) Public Health, as well as a final open-text question to provide comments. For reference, see [East Midlands Combined Authority Devolution Deal Consultation, 2023](#).

Furthermore, a thematic analysis of the qualitative, open-text responses was conducted to identify and report common patterns and themes in the responses. This thematic analysis followed the approach suggested by Braun and Clarke (2006), structured as follows:

1. Manually reviewing free-text responses to highlight patterns/recurring themes as well as identify ideas or perspectives not raised in other responses.
2. Mapping the qualitative themes to the open-text question and developing a narrative description for each theme.
3. Triangulating themes and assessing their substantive significance based on the frequency of convergence/divergence of perspectives.
4. Identifying informative outlier responses that do not fit in with the general emerging themes and analysing patterns of non-responses or grievances voiced.

A total of 900 randomly selected survey responses were manually analysed in full, in addition to all email responses, to create a thematic codebook. The remaining survey responses were analysed using a bespoke automation tool which was repeatedly trained, calibrated, and quality-assured by the team to ensure consistency with the codebook. Central points and opinions raised in emailed consultation responses did not differ substantially from those raised in responses submitted via the online survey, therefore no distinction was made between submission types when discussing the findings. Each qualitative theme is illustrated by quotes from respondents to convey the narrative around respondents' views. Quotes were corrected in cases of identifiable personal information, typos, and missing punctuation.

The main body follows the consultation order of questions, namely: (i) new jobs and business growth; (ii) education and training; (iii) roads, buses and transport; (iv) homes and communities; (v) environment; (vi) governance; and (vii) additional themes. Each individual section, excluding the additional themes, includes discussions on both the quantitative and qualitative insights relevant to that question. All overarching qualitative findings not directly related to an area of focus are grouped in order of frequency under 'additional themes'. This section is divided into three thematic sections: (i) themes of support; (ii) themes of suggestions; and (iii) themes of concern.

For the purpose of this report, respondent types and response options for each quantitative question have been aggregated within the main body. Detailed breakdowns of both are available in the Appendix. For detailed respondent types, these were grouped within four categories: (i) 'individuals'; (ii) 'businesses'; (iii) 'local government'; and (iv) 'others' (encompassing all remaining organisational respondent type categories). Response options were grouped within three categories as follows: (i) 'agree' includes both 'strongly agree' and 'agree'; (ii) 'disagree' includes both 'strongly disagree' and 'disagree'; and (iii) 'neutral or don't know' includes both 'neither agree, nor disagree' and 'don't know'. Aggregations were arranged for visual ease and to ensure results were easily accessible.

Limitations

Consultations are a valuable tool to gather the opinions and expertise of relevant stakeholders. However, it is important to note that this report summarises the views of only those who chose to participate in this consultation. Among an estimated 1.1 million residents within Greater Lincolnshire, a total of 4,101 individuals, businesses and organisations expressed their views. Those who did choose to participate are more likely to represent an engaged subset of the population or to consider themselves more affected by the proposal. This sub-group of the population are therefore more motivated to voice specific views or grievances.

Moreover, whilst in the six closed-text questions respondents were prompted by bounded answer options, the open-text question asked for general views on the proposal and allowed for self-selection. Respondents were free to submit responses of any length and on any aspect of the consultation; consequently, longer responses were likely to raise areas of concern and may result in a disproportionately negative tone. It should furthermore be noted that the consultation received a higher level of engagement among individuals above the age of 45 years. Relative to Greater Lincolnshire's population, a smaller share of younger individuals below the age of 34 responded to the consultation which should be considered when interpreting response patterns. Further details of age breakdowns can be found in Appendix D.

For example, across all respondents, 70% answered the open-text question. In contrast, 87% of those respondents who disagreed strongly with the proposal (answering all six quantitative questions with "Strongly disagree") answered the open-text question. The themes included below should therefore be understood as indicative rather than representative of the wider population.

New jobs and business growth

Consultation question 1⁸

The proposal, if adopted, would see decisions for infrastructure and economic growth projects in Greater Lincolnshire being taken locally. This would see some funding transferred to the area with investment locally prioritised to boost growth in key sectors of the local economy, including the UK Food Valley, Energy, Ports and logistics.

We believe that this will stimulate trade and economic growth, creating high skill jobs and improve living standards. The proposal includes:

- an investment fund of £24 million per annum over 30 years, worth £720m, which could speed up economic growth and innovation, and create opportunities for people, businesses, and communities.
- a UK Food Valley Board to support the sector and attract new skills to deliver food chain automation and innovation.

Section 3 of the proposal sets out the detail of how it is expected this will work and can be read at www.lincolnshire.gov.uk/devolution/proposal.

To what extent do you agree or disagree with the proposals relating to new jobs and business growth?

Quantitative insights

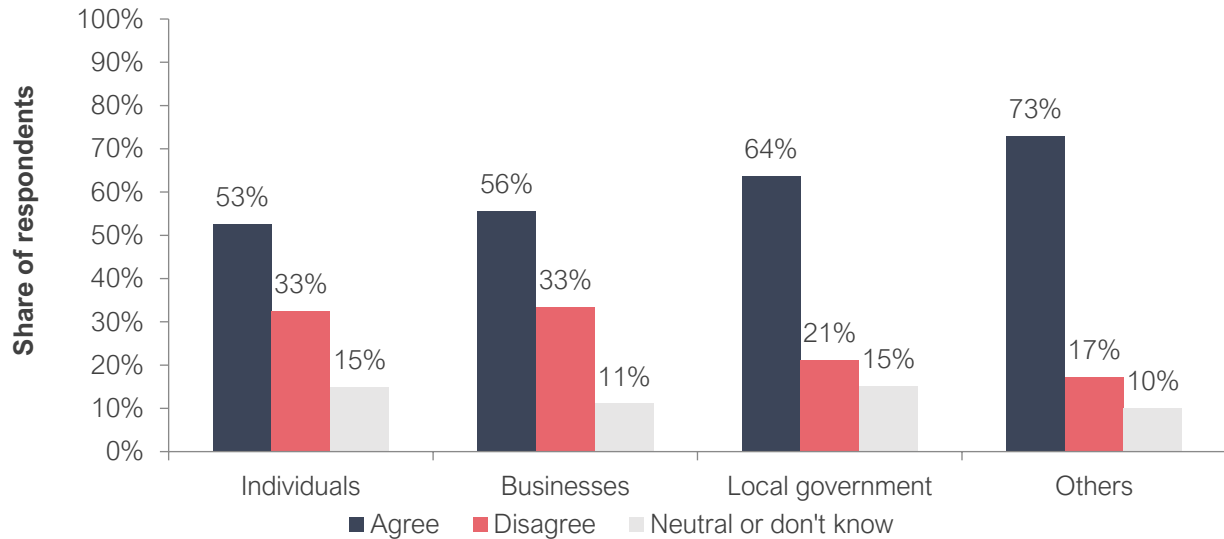
A total of 4,013 responses were received for this question.⁹ Of these, 3,826 respondents were submitted by individuals, 54 replied on behalf of a business, 33 replied on behalf of local government, and 70 replied as 'other' categories. 30 responses were received from respondents who did not indicate their respondent type. Across responses, 53% agreed with the proposals relating to new jobs and business growth, 32% disagreed, and 15% did not know or were neutral.

Across all respondent categories, the majority of respondents agreed with the proposals. Compared to other respondent categories, those replying as 'other' expressed the highest levels of agreement (73%) with the proposals, and the lowest level of both disagreement (17%) and uncertainty or neutrality¹⁰ (10%). Those replying on behalf of local government showed the second highest levels of agreement (64%), followed by those replying on behalf of businesses (56%), and individuals (53%). Compared to other respondent categories, those replying as individuals and on behalf of businesses were both most likely to disagree with the proposals (33% each).

⁸ All consultation questions presented in this report are presented as in the online consultation survey.

⁹ The following breakdowns by respondent type are based on those respondents having indicated both their answer to respective consultation questions as well as their respondent type at any level. Given some respondents did not indicate their respondent type, they are not included in the chart below and the total number of respondents is marginally lower.

¹⁰ Uncertainty and neutrality refer to 'Neutral or don't know' responses throughout the report.



Note: 3,983 total respondents¹¹

When considering respondent age group, the majority of almost all age groups agreed with the proposal. Respondents under 18 were most likely to agree with the proposals (78%), followed by those aged between 18-24 (68%) and those aged between 25-34 (66%). Those aged between 45-54 expressed the lowest level of agreement (48%) compared to other respondent groups. Furthermore, when considering disability, no significant difference was observed between those who reported a disability and those who reported no disability. For example, 56% of those with no disability agreed with the proposal (compared to 53% of those reporting a disability), 31% disagreed (compared to 30% of those reporting a disability), and 14% did not know or were neutral (compared to 17% of those reporting a disability).

When considering local authority areas, North East Lincolnshire most frequently agreed with the proposals (67%), followed by City of Lincoln (62%) and West Lindsey District (56%). Compared to other local authority areas, Boston Borough expressed the least agreement with the proposal (29%). Complete tables detailing the segmentations are available in Appendix C, D, and E.

Qualitative insights

Calls for strengthening industrial and agricultural capabilities

Respondents called to strengthen industrial and agricultural capabilities owing to their significance. More support for the agricultural sector was also highlighted by respondents. The agricultural sector in Lincolnshire was deemed very important and therefore emphasised as a priority area for current and future policies.

“Development of new industrial growth is welcomed but the funding should prioritise the steel industry in Scunthorpe.”

“Lincolnshire is underestimated and has huge potential, especially with the ports (sea and air), renewable energy, universities, agriculture. These are just a few of our big selling points!”

¹¹ The results for graphs in all six questions are aggregated as follows: ‘agree’ includes both ‘strongly agree’ and ‘agree’; ‘disagree’ includes both ‘strongly disagree’ and ‘disagree’; ‘neutral or don’t know’ includes both ‘neither agree, nor disagree’ and ‘don’t know’. Category ‘others’ includes all remaining respondent types detailed on page 6.

Address risk of artificial intelligence on low- and medium-skilled jobs

Referencing the 'New jobs and business growth' section of the proposal, respondents used the open-text question to raise concerns around the impact of artificial intelligence on low and medium skilled jobs. They mentioned the risk that artificial intelligence could displace workers in low and medium skilled jobs. Responses recommended that there should be government assistance to help facilitate their transition to new employment.

"The growth of (A)rtificial (I)ntelligence is predicted to remove around 60% of the current offering of low and medium skilled jobs in the next two or three decades. It is important these displaced workers do not languish, overburdening the welfare state. It is neither possible or desirable to train everyone to take a high skilled job, after all, not everyone wants the responsibility of a high skilled job but that lack of desire shouldn't exclude anyone from work and it is the job of local, regional and national government to provide suitable work for everyone that needs to work."

Calls for increased support for local businesses

Respondents called for increased support for local businesses. It was suggested that additional funding should be used to achieve large-scale changes applicable to local businesses such as lowering high business rates or rental costs. This was contrasted to investment in multiple smaller projects which were seen to have less impact.

"A good opportunity to support local businesses. Use the extra funding to do something transformational, not lots of little projects."

Develop all-year tourist options to boost economic activity

Respondents suggested that all-year tourist options should be developed to increase economic activities. Respondents highlighted a diverse range of touristic options including hotels, holiday resorts, amusement parks, caravan parks and chalets. They propose that tourist facilities should be located near main transport links, such as airports and train networks, to maximise accessibility.

"Look at more permanent all year tourist options. Casino hotels or resorts? Waterparks? Either at the airports or beside the current train lines?"

"Holiday resorts should be open all year round to boost the economy and bring visitors to the area to help people with caravans and chalets plus hotels and guest houses benefit from the tourism industry."

Education and training

Consultation question 2

The proposal, if adopted, will mean all the funding government spends on adult skills and training in Greater Lincolnshire will be controlled and allocated locally.

If we have local control, we can work more closely with schools, colleges, universities, training providers and businesses.

The proposal details how doing this means in Greater Lincolnshire we could:

- develop work-focussed curriculums which give people access to the training local businesses need.
- support residents to identify career opportunities and train or re-train so they have the skills they need to get good local jobs.
- better meet local business needs by making sure Lincolnshire residents are equipped to take up exciting, new, skilled jobs.
- encourage and provide mentoring, funding and other resources for entrepreneurs and small businesses.
- work with public bodies in Greater Lincolnshire to support young people leaving care to achieve a positive start to their careers and adult life.

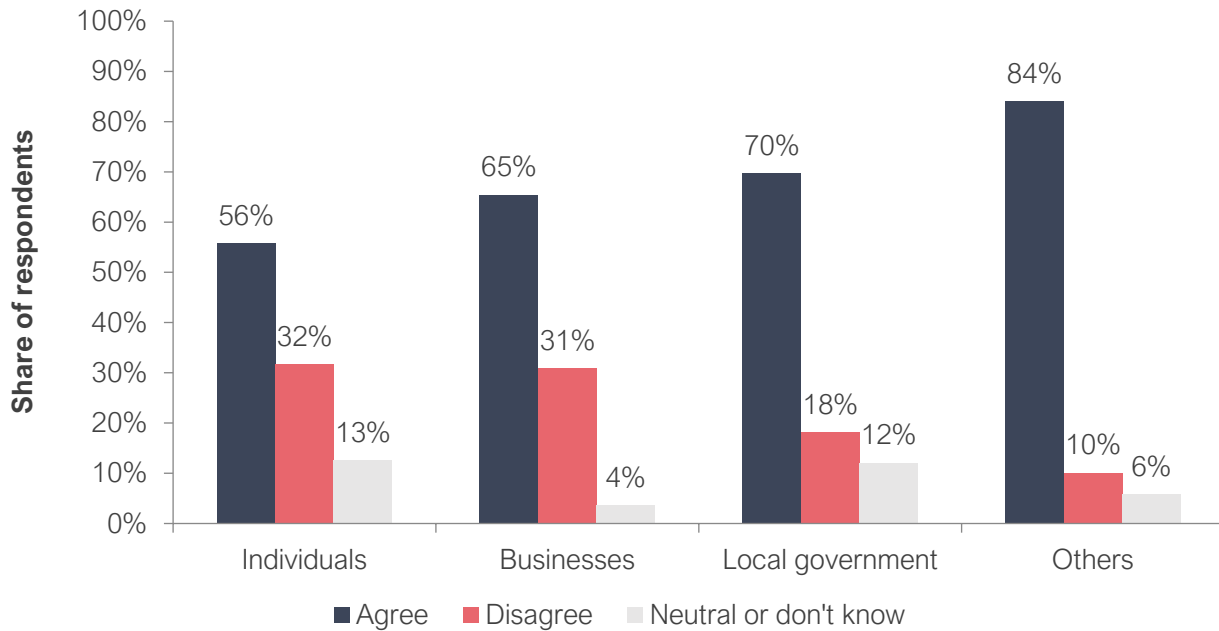
Section 3 of the proposal sets out the detail of how it is expected this will work and can be read at www.lincolnshire.gov.uk/devolution/proposal.

To what extent do you agree or disagree with the proposals relating to education and training?

Quantitative insights

Question 2 received 4,008 responses. Of these, 3,822 respondents were individuals, 55 replied on behalf of a business, 33 replied on behalf of local government, and 69 replied as 'other' categories. 29 responses were received from respondents who did not indicate their respondent type. Across responses, 57% agreed with the proposals relating to education and training, 31% disagreed, and 12% did not know or were neutral.

Across all respondent categories, the majority of respondents agreed with the proposals. Compared to other respondent categories, those replying as 'other' showed the highest levels of agreement with the proposal (84%). This was followed by those replying on behalf of local government (70%), those replying on behalf of businesses (65%), and individuals (56%). Compared to other respondent categories, individuals disagreed most frequently (32%) and were most uncertain or neutral about the proposals (13%).



Note: 3,979 total respondents

When considering respondent age group, the majority of all respondents agreed with the proposal. Respondents aged under 18 and between 35-44 most frequently agreed with this question (69%), closely followed by those aged between 25-34 (67%) and those aged between 18-24 (63%). Respondents aged between 65-74 expressed the lowest level of agreement (52%) in comparison to other age groups. Furthermore, when considering disability, no significant differences were observed between those who reported a disability and those who reported no disability. For example, 59% of those with no disability agreed with the proposal (compared to 56% of those reporting a disability), 30% disagreed (compared to 29% of those reporting a disability), and 12% did not know or were neutral (compared to 14% of those reporting a disability).

When considering local authority areas, North East Lincolnshire most frequently agreed with the proposal (67%), followed by City of Lincoln (64%) and North Lincolnshire (60%). Compared to other local authority areas, Boston Borough expressed the least agreement with the proposal (33%). Complete tables detailing the segmentations discussed above are available in Appendix C, D, and E.

Qualitative insights

Reduce emphasis on work-focused curriculums

Respondents called to reduce the proposal’s emphasis on work-focussed school curriculums.¹² They expressed concerns about whether school and college curriculums were aligned to the needs of employers. It was felt that this focus came at the expense of a more well-rounded education that would increase opportunities for young people. In response, respondents called for a broader curriculum. They emphasised that music and the arts should receive more focus in students’ education.

“Concerned that school and college curriculums, by being more aligned to local industry needs, could stifle opportunities for students to develop themselves and their interests”.

¹² It should be recognised that the education curriculum of schools remains outside the scope of the devolution proposal. The theme is included given the number of respondents having raised it in their free-text responses.

Support for increased provision of career information, advice and guidance for adults and young people

Respondents expressed approval for the increased provision of career information, advice, and guidance for adults and young people. Through providing professional help and opportunities, this service would aim to equip individuals with the necessary skillset for jobs across Lincolnshire. Other suggestions included guidance for college applications alongside more support for individuals who encounter challenges during their time at college or university. Apprenticeships were also recommended.

"I think investments should be made specifically in Careers guidance services to bridge the gap between unskilled and unemployed. Apprenticeships identified for this age group. Assistance given to apply for college and guidance given when they struggle at college/university."

"It is important that strategic priorities encompass ways to raise aspirations of residents and outline achievable pathways for people living in poverty (inclusive of homelessness) to raise their personal economic and wellbeing status. This should include practical avenues to gain permanent employment, and supportive guidance when it comes to parental and wider social responsibility."

Support for increased skills development for young people

Respondents also encouraged investment into increased skills development for young people. For example, some respondents specifically called for an increased focus on automation and mechanisation or the development of creative skills for the media and music sector. Respondents also called for more education and training for jobs in the health and social care sector.

"The skills section needs more focus on automation and mechanisation, plus upskilling of the existing workforce."

"In terms of building skills capacity within the county i don't believe sufficient focus has been placed on supporting local youngsters to access careers within the health and social care sector."

Support for affordable adult education provision

Respondents expressed support for affordable adult education provision. Some respondents highlighted adults who were neglected by the current education system and would therefore benefit from further tuition in English and maths. Others proposed that modern languages should be incorporated into adult education courses. This was seen as particularly important for adults learning English as a second language. Respondents strongly emphasised that adult education courses should remain affordable, ensuring that the cost of courses does not form a barrier to pursuing education.

"I am fed up not being able to do any GCSE or A levels, yes I am 81 but did not receive an education I should have, so want to complete now. It has been my dream since 11 years of age. But cannot afford fees."

"I think the adult education section would really benefit from languages. Previously we had a really good record in the past with accessing lessons in multiple languages and now i am unable to find a single lesson/class on languages for adults including one of the most common spoken ones 'Spanish'. We are wanting to become a more multicultural town and i think this could be really beneficial."

Support for increasing Special Educational Needs and Disability (SEND) provision¹³

Respondents called to increase SEND provision. They expressed concerns that SEND provision in Lincolnshire was currently not meeting the needs of SEND pupils. This was seen as having a significant impact on the quality of education amongst SEND pupils whilst increasing pressure on staff.

“Provision and support for SEND pupils is seeing a decline from agencies across the board - I have lost count of the times I've heard Local Government preach about how they are committed to providing best outcomes for SEND. These pupils are being failed along with the schools and staff that are picking up the pieces.”

¹³ It should be recognised that Special Educational Needs and Disability support remains outside the scope of the devolution proposal. The theme is included given the number of respondents having raised it in their free-text responses.

Roads, buses and transport

Consultation question 3

The proposal, if adopted, means the mayor and Greater Lincolnshire leaders could use their knowledge of the area to design a local transport plan which we believe would create better integrated road, rail and air travel for people, businesses and goods.

This could include improved walking and cycling options for residents, visitors and businesses and with the money and decision-making local, we believe the plan is more likely to become a reality.

The proposal includes plans for the combined county authority to become the local transport authority and address the matters residents tell us are important to them, for example:

- more affordable travel.
- smart tickets on public transport to make moving around Greater Lincolnshire easier.
- more reliable journeys, supported by investment in key routes across the area.
- connecting people of all ages to family, friends, work, education, health, and leisure facilities.
- improvement to transport in rural areas and improved services for rail passengers and freight.

The proposal includes a multi-year transport budget that provides greater funding certainty to deliver local priorities, boost growth in the Greater Lincolnshire economy and keep people moving.

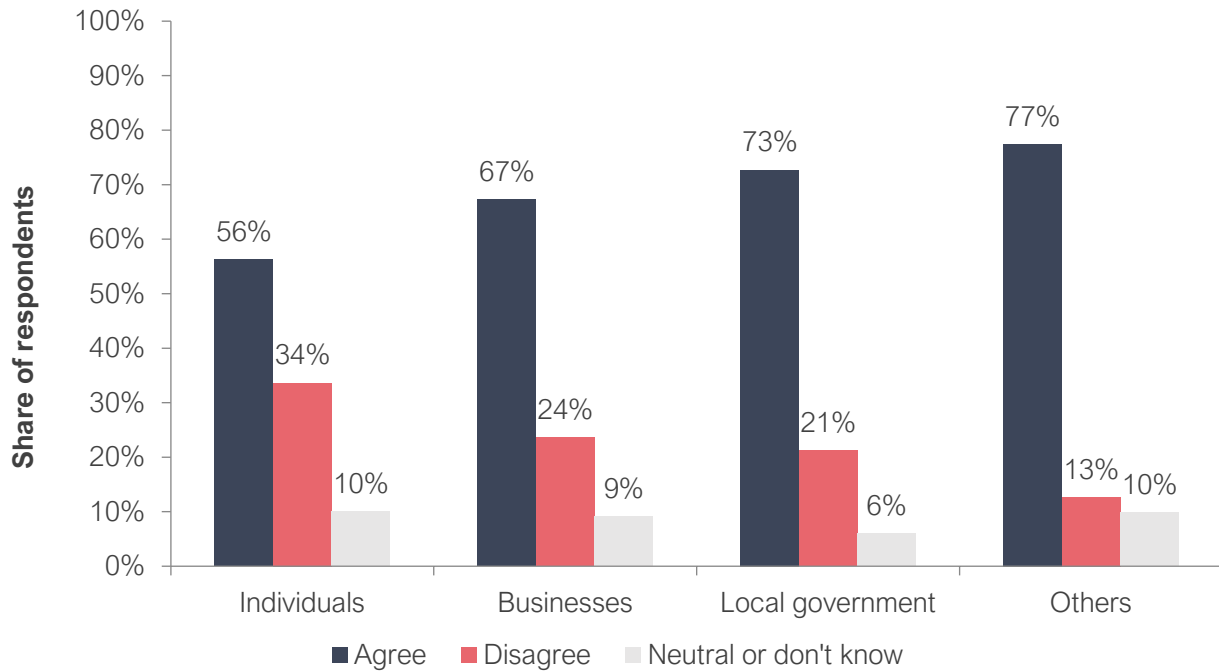
Section 3 of the proposal sets out the detail of how it is expected this will work and can be read at www.lincolnshire.gov.uk/devolution/proposal.

To what extent do you agree or disagree with the proposals relating to roads, buses and transport?

Quantitative insights

In total, 4,017 responses were received for this question. Of these, 3,831 respondents were individuals, 55 replied on behalf of a business, 33 replied on behalf of local government, and 71 replied as 'other' categories. 27 responses were received from respondents who did not indicate their respondent type. Across responses, 57% agreed with the proposals relating to roads, buses and transport, 33% disagreed, and 10% did not know or were neutral.

Across all respondent categories, the majority of respondents agreed with the proposals. Compared to other respondent categories, those replying as 'other' showed the highest levels of agreement (77%), closely followed by those replying on behalf of local government (73%), those replying on behalf of businesses (67%), and individuals (56%). Of respondents that disagreed with the proposals, individuals were the most frequent (34%), whilst individuals and 'others' showed slightly greater uncertainty or neutrality compared to other groups (10%).



Note: 3,990 total respondents

When considering respondent age group, the majority of respondents agreed with the proposal. Respondents under 18 agreed the most with the proposals (69%). This was closely followed by those aged between 25-34 and 35-44 (68% each), and those aged between 18-24. Of all age groups, those aged between 65-75 agreed least frequently (53%). Furthermore, when considering disability, no significant differences were observed between those who reported a disability and those who reported no disability. For example, 59% of those with no disability agreed with the proposal (compared to 58% of those that reported a disability), 31% disagreed (compared to 32% of those reporting a disability), and 10% did not know or were neutral among both groups.

When considering local authority areas, North East Lincolnshire most frequently agreed with the proposals (67%), followed by City of Lincoln (63%) and North Lincolnshire (61%). Compared to other local authority areas, Boston Borough expressed the least agreement with the proposal (31%). Complete tables detailing the segmentations discussed above are available in Appendix C, D, and E.

Qualitative insights

Calls for affordable, reliable, and expanded public transport within Lincolnshire

Respondents called for more affordable, reliable, and expanded public transport within Lincolnshire. This was particularly important within rurally dispersed communities. Respondents emphasised the importance of improvements to the bus service, calling for more reliable buses with longer running times. To further improve the service, other respondents called for multiple bus operators in each town or city to drive competition, thus improving their efficiency and reliability.

“The main point in all this for me personally is the transport system, i.e. buses, I live in Burgh and there used to be a service up to 11pm years ago now it’s more like 7pm which doesn’t help those who work past this time, some even have to get other transport into Skegness first.”

Calls for road improvements and maintenance

Respondents expressed agreement with the proposed road improvements and maintenance. Improvements to roads were seen to benefit certain subgroups of the population including cyclists, older people and disabled people. These subgroups faced particular challenges when navigating existing roads.

“But personally speaking the local roads are appalling and need massive investment for the whole county Lincolnshire now.”

“This is a great opportunity for Lincolnshire to grow as long overdue are road upgrades to attract businesses which create jobs and makes locals want to stay and have a nice life.”

“The road network within Lincolnshire needs a good shake up. Poor quality roads, poorly lit roads, especially A1 junctions.”

Support for cycle lane improvements and maintenance

Respondents expressed demands for cycle lane improvements and maintenance. Respondents called for ‘better’ and ‘safer’ cycleways across Greater Lincolnshire. Some respondents called for cyclists to be involved in the decision-making process. This was to ensure their perspectives and experiences are considered, generating solutions that would better meet their needs.

“It would be good to see better and safer cycleways across Greater Lincolnshire, and not just between the hours of 8am and 6pm.”

“Mention of cycle lanes and public transport - will this mean REAL improvements designed by people who actually use these facilities? Current cycle lanes are badly designed, and public transport offers poor value for money.”

Support for improved transport links with other UK cities

Respondents supported the notion of improved transport links with other UK cities, including London. This was deemed important to improve accessibility between different regions across the UK. In addition to improved train links, respondents also expressed concern at the inattention to the region’s airport within the current proposal. This addition was crucial to help encourage tourism and business.

“Whilst I agree with the proposal to improve connectivity in the region, I see no mention of the regions airport - Humberside International and how connectivity can be improved to this.”

Calls for greater focus on green transport solutions

Respondents also supported a greater focus on green transport solutions. Respondents made suggestions to extend the focus of current policies to include clean air zones or environmentally friendly buses, for example. Respondents expressed general agreement with the need to have green transport and energy solutions to reduce carbon emissions.

“Will the transport proposals include 20mph limits, ‘clean air zones’ and further increases in the chance of being able to generate further income from motorists?”

“The new £2 per trip scheme has improved how many people use the buses now so lets get the investment in for nicer, more environmentally friendly buses that run more frequently so that we can keep the County moving more efficiently than it currently does.”

Homes and communities

Consultation question 4

The proposal, if adopted, means more local housing decisions could be made in Greater Lincolnshire. We will work with local authorities, Homes England, landowners, developers and the full range of housing providers to promote regeneration and create good quality housing options to meet current and future demand.

Local leaders would be able to bring forward investment in the infrastructure needed to unlock sites, support housing growth and develop housing projects that meet residents' needs and consider the area's environment and landscape.

It also explains plans to prioritise:

- working closely with planning authorities to identify, buy and dispose of land to build houses, commercial space and infrastructure, for growth and regeneration.
- the regeneration of areas and strategic sites through 'mayoral development areas' and 'mayoral development corporations'.
- appropriate housing development to make sure residents can find suitable local homes.
- new and existing homes that make sure sustainable building practices and green design standards are used to minimise environmental impact and promote energy efficiency.
- a balance between development need, improved public transport and preserving green spaces and existing communities.

The proposal includes £8.4m of funding, controlled locally to support and encourage new homes being built on brownfield land.

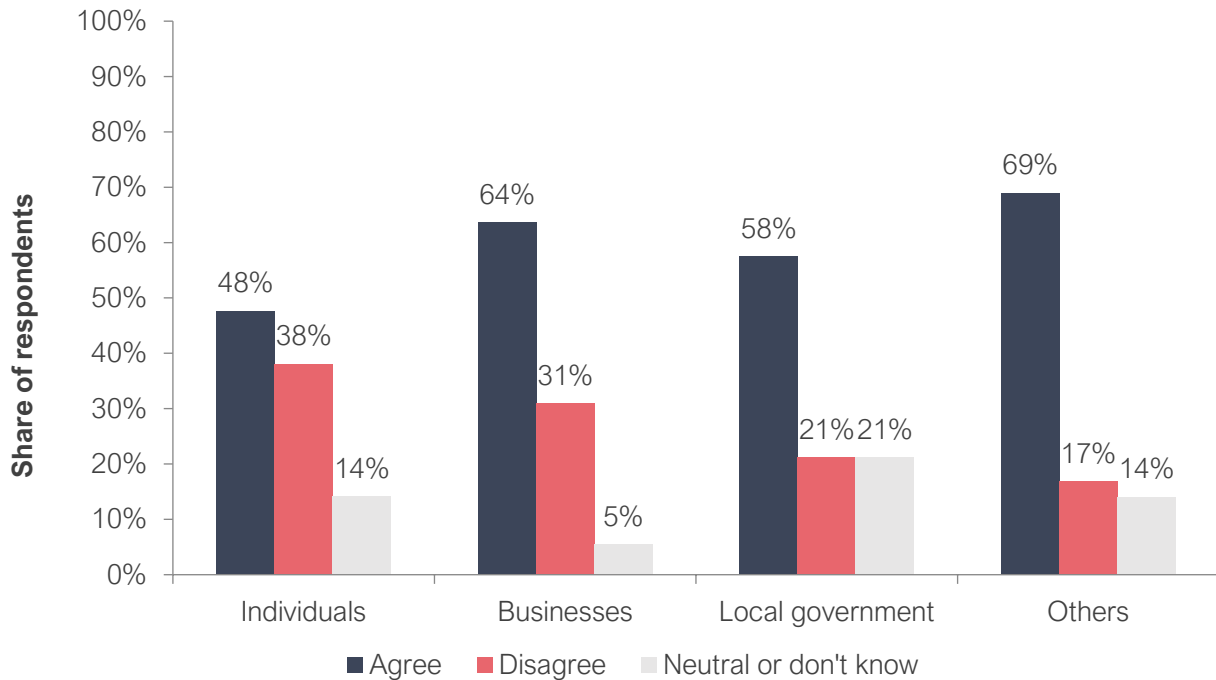
Section 3 of the proposal sets out the detail of how it is expected this will work and can be read at www.lincolnshire.gov.uk/devolution/proposal.

To what extent do you agree or disagree with the proposals relating to homes and communities?

Quantitative insights

Question 4 received 4,010 responses. Of these, 3,822 respondents were individuals, 55 replied on behalf of a business, 33 replied on behalf of local government, and 71 replied as 'other' categories. 29 responses were received from respondents who did not indicate their respondent type. Across responses, 48% agreed with the proposals relating to homes and communities, 37% disagreed, and 14% did not know or were neutral.

Across all respondent categories but individuals, the majority of respondents agreed with the proposals. Compared to other respondent categories, those replying as 'other' showed the highest levels of agreement (69%). Those replying on behalf of businesses agreed next most frequently (64%), followed by those replying on behalf of local government (58%), and individuals (48%). Of those that disagreed with the proposals, individuals were the most frequent (38%), whilst those replying on behalf of local government were more uncertain or neutral than other groups (21%).



Note: 3,981 total respondents

When considering respondent age group, respondents aged under 18 most frequently agreed with the proposals (60%). This was closely followed by those aged between 18-24 (58%) and those aged between 25-44 (57%). Compared to other age groups, those aged between 65-74 agreed least frequently with the proposal (44%). Furthermore, when considering disability, no significant differences were observed between those who reported a disability and those who reported no disability. For example, 52% of those with no disability agreed with the proposal (compared to 46% of those who reported a disability), 35% disagreed (compared to 37% of those reporting a disability), and 13% did not know or were neutral (compared to 16% of those reporting a disability).

When considering local authority areas, North East Lincolnshire most frequently agreed with the proposals (58%), followed by West Lindsey District (53%) and City of Lincoln (52%). Compared to other areas, Boston Borough expressed the least agreement with the proposal (29%). Complete tables detailing the segmentations are available in Appendix C, D, and E.

Qualitative insights

Support for town centre regeneration

Respondents expressed support for town centre regeneration. Some respondents expressed concern that towns across Lincolnshire had been neglected. They used these examples to reiterate the importance of the devolution’s proposed town centre regeneration which was hoped to promote new businesses.

“When are we going to be brought up to date with modernising the town centre. To put us in line with other counties. By giving the people of Scunthorpe an indoor shopping centre fully heated. Like Grimsby and Sheffield. It has been crying out for this for years.”

“We need to regenerate our town centres and move away from the practice of donut housing where large estates are built on green field sites on the outskirts of towns, leading to excessive traffic congestion in parts of most towns.”

Calls for greater focus on developing public infrastructure and amenities

Respondents called for a greater focus on developing public infrastructure and amenities. While respondents supported proposals for housing, they highlighted the importance of the simultaneous development of services and infrastructure. Respondents drew attention to the scarcity of schools, general practices (GPs) and dentists in their local area. Respondents emphasised the importance of local community services such as libraries and youth clubs.

“Services such as medical capacity, education capacity and environmental controls are necessary when making these decisions.”

“Where are all these people with houses supposed to send their children to school or find a doctor or a dentist. The two doctors’ surgeries in Gainsborough are even now so massively oversubscribed that the ‘service’ is no longer a service... simply adding more housing without adding more care and education facility is tantamount to reckless endangerment.”

Address social housing backlog

Respondents called to address the social housing backlog. Respondents emphasised the general need for more affordable housing to reduce inequalities in housing opportunities between different socio-economic groups.

“With more than a million families waiting for social housing it is clear this country is desperate for new, proper, respectable, as well designed and built and as roomy as most social housing of the past. By not including an ambition answering that desperate need for social housing, the whole statement of intent is greatly devalued.”

“Secondly with regard to housing - £8.4m is a woefully small amount to invest in new housing on brownfield sites, so much more is needed to increase the stock of social and affordable housing which may help to retain young people in the county.”

Prioritise repurposing old properties and empty buildings

Respondents emphasised the importance of repurposing old properties and empty buildings before building new housing. This was particularly important in rural areas where important agricultural land was used for new constructions. Respondents also emphasised that this approach was a more cost-effective solution, particularly for first-time buyers, single residents, and young families.

“Far too many fields disappearing under homes that few can afford.”

“I also believe we are building too many new homes and need to focus on the current empty properties around NE Lincs. New homes are a lot more expensive than older ones so not many first time buyers can afford them.”

Environment

Consultation question 5

The proposal, if adopted, would support local leaders to balance economic development and the protection of the natural environment.

The proposal includes:

- plans for investment in conservation.
- bringing together partners to agree and plan for the infrastructure required in Greater Lincolnshire that would support growth in green jobs.
- a new partnership for water that focuses on flood prevention and water management programmes to support agriculture, tourism, green growth, communities and new housing.
- a coastal partnership that promotes the natural and cultural heritage of the Lincolnshire Coast and tourism.
- work with government to identify environmental priorities that could be incorporated into new environmental land management schemes - such as protection for top grade farmland across the UK Food Valley in Greater Lincolnshire.
- implementing a local nature recovery strategy.

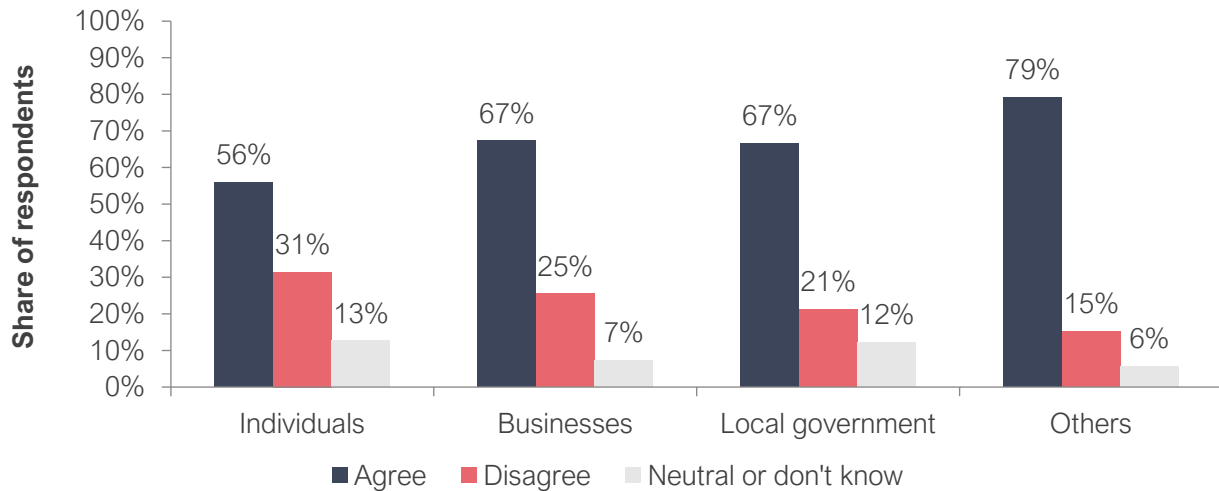
Section 3 of the proposal sets out the detail of how it is expected this will work and can be read at www.lincolnshire.gov.uk/devolution/proposal.

To what extent do you agree or disagree with the proposals relating to the environment?

Quantitative insights

A total of 4,008 responses were received for this question. Of these, 3,819 respondents were individuals, 55 replied on behalf of a business, 33 replied on behalf of local government, and 72 replied as 'other' categories. 29 responses were received from respondents who did not indicate their respondent type. Across responses, 57% agreed with the proposals relating to the environment, 31% disagreed, and 12% did not know or were neutral.

Across all respondent categories, the majority of respondents agreed with the proposals. Compared to other respondent categories, those replying as 'other' showed the highest levels of agreement (79%) and the lowest levels of disagreement with the proposals (15%). Following this, 67% of those replying on behalf of local government and businesses expressed agreement, as well as 56% of individuals. Of those who disagreed with the proposals, individuals were the most frequent (31%). Individuals also expressed slightly greater uncertainty or neutrality compared to other respondent categories (13%).



Note: 3,979 total respondents

When considering respondent age group, the majority of all respondents agreed with the proposal. Respondents aged between 25-44 agreed most frequently (68%), followed by those aged between 18-24 and 25034 (67% each). Of all age groups, those aged 75 and over, expressed the lowest level of agreement (52%). Furthermore, when considering disability, no significant differences were observed between those who reported a disability and those who reported no disability. For example, 59% of those with no disability agreed with the proposal (compared to 57% of those reporting a disability), 29% disagreed (compared to 30% of those reporting a disability), and 12% did not know or were neutral (compared to 13% of those reporting a disability).

When considering local authority areas, North East Lincolnshire most frequently agreed with the proposals (67%), followed by City of Lincoln (65%) and West Lindsey District (62%). Compared to other local authority areas, Boston Borough expressed the least agreement with the proposal (32%). Complete tables detailing the segmentations discussed above are available in Appendix C, D, and E.

Qualitative insights

Calls for increased use of renewable energy

Respondents called for increased attention to renewable energy within the proposed initiatives. They expressed concern that there was insufficient attention to different energy sources. Respondents noted an inattention to solar and tidal energy sources despite their significance. They also critiqued the focus or 'reliance' on carbon capture and storage.

“Not enough about renewable energy including onshore wind.”

“Good to see the inclusion of climate change issues, but I have only seen mention of wind as a source of renewable energy; what about solar and tidal. Too much reliance is made on carbon capture and storage, e.g. the possibility of blue hydrogen - we should concentrate on green hydrogen. No mention made of British Steel.”

Calls for increased measures on climate change adaption and mitigation

Respondents called for further measures on climate change adaptation and mitigation. Some respondents expressed concern that there was limited focus on this area within current policies. No specific details were provided by respondents on what policies on climate change adaptation and mitigation should entail.

“The section on Environment should be stronger, giving support to nature recovery (30% of land managed for nature), and climate change adaptation and mitigation (including nature-based solutions). Implementation of a Local Nature Recovery Strategy is already a legal requirement for LCC as the Responsible Authority.”

“There is very little to address our Climate emergency. There is little about doing things - more about policy and strategy - much more emphasis needs to be given to actually getting things done particularly action to address the Climate Emergency.”

Calls for increased conservation measures

Respondents also called for further conservation measures such as sustainable farming, biodiversity, and wildlife safeguards. Respondents expressed widespread recognition of the importance of the Local Nature Recovery Strategy, however, respondents emphasised the need to move beyond this strategy. One proposed addition included mandatory biodiversity net gains. Respondents provided suggestions to promote a shift in farming practices towards more sustainable operations that reduced the use of chemical fertilisers, for example.

“I hope that biodiversity measures can be strengthened in future deals. The proposals for the Local Nature Recovery Strategy are encouraging but would have come forward with or without the devolution proposal.”

“Any decisions should be in line with and contribute towards national strategy and be based on advice from local environmental experts. Decisions should also be evidenced by and contribute towards objectives in the Local Nature Recovery Strategy, which were introduced by the Environment Act 2021 and are intended to agree priorities for nature recovery and propose actions in the locations where it would make a particular contribution to achieving those priorities.”

Calls for protecting greenfield sites from development

Respondents asked to protect greenfield sites from development. Respondents suggested that the section on the environment should be ‘stronger’ with more policies needed. They recommended that greenfield sites should not be used for any new developments in order to protect agricultural land and the environment more generally. All construction, including housing and solar panels, should take place on brownfield sites only.

“More brownfield building is necessary to prevent loss of more agricultural land, more support for our farmers.”

“I feel this is a positive move but biodiversity and green, woodlands spaces should be protected from over development and endless housing developments we are currently experiencing. Once a biodiverse field has been turned into housing, it is lost forever and the wildlife such as deer, whose home it is are displaced. More pollution, light pollution and traffic adding to global warming.”

Governance

Consultation question 6

If the proposal is adopted, in order to get funding and powers to make the above ambitions a reality, something called a combined county authority (CCA) would be set up and a mayor would be directly elected by Greater Lincolnshire residents.

We believe this organisation would:

- receive the powers and money from government and provide transparent local leadership.
- simplify decision-making on strategic matters affecting Greater Lincolnshire.
- promote Greater Lincolnshire and give us one, strong voice locally, nationally and internationally.
- make it easier to work together locally and with central government.
- secure even more long-term investment, including borrowing.
- be able to generate revenue locally through a precept or levy, subject to certain conditions being met.
- make sure things are done for the benefit of the whole of the Greater Lincolnshire area, representing residents, their communities and their interests.

If the proposal is adopted, the CCA would be made up of:

- the mayor.
- two representatives from each of North Lincolnshire Council, North East Lincolnshire Council, and Lincolnshire County Council who would have a vote on all matters.
- four representatives from districts councils who would have a vote on some matters.
- a police and crime commissioner.
- a business leader.

Some of the decisions would be made by the mayor with the majority being made by the CCA as a whole – the proposal sets out a number of safeguards that seek to manage the use of the new powers and funding and ensure the efficient and effective operation of the mayoral authority.

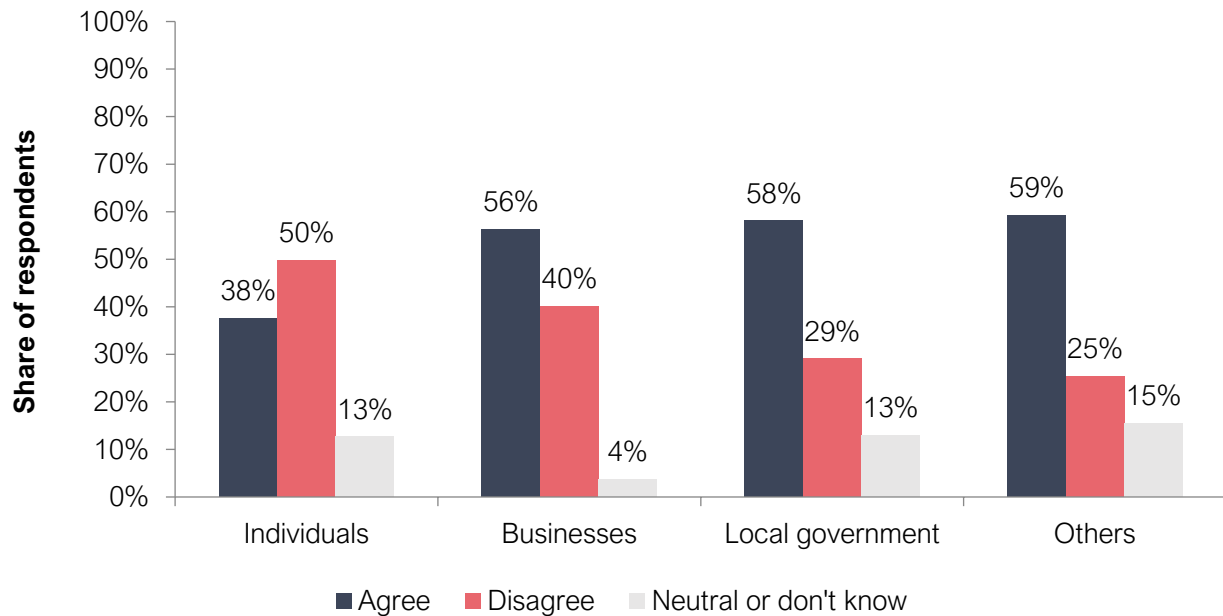
Section 4 of the proposal sets out the detail of how it is expected this will work and can be read at www.lincolnshire.gov.uk/devolution/proposal.

To what extent do you agree or disagree with the proposals relating to governance?

Quantitative insights

Question 6 received 4,019 responses. Of these, 3,834 respondents were individuals, 55 replied on behalf of a business, 31 replied on behalf of local government, and 71 replied as 'other' categories. 28 responses were received from respondents who did not indicate their respondent type. Across responses, 39% agreed with the proposals relating to governance, 49% disagreed, and 13% did not know or were neutral.

Across all respondent categories besides individuals, the majority of respondents agreed with the proposals. Compared to other respondent categories, those replying as ‘other’ showed the highest levels of agreement (59%) with the proposals. This was closely followed by those replying on behalf of local government (58%) and those replying on behalf of businesses (56%), whilst 38% of individuals expressed agreement. Compared to other respondent categories, individuals disagreed most frequently with the proposals (50%), whilst ‘others’ showed slightly greater uncertainty or neutrality (15%).



Note: 3,991 total respondents

When considering respondent age group, respondents aged under 18 agreed most frequently with the proposals (54%) compared to other age groups. This was closely followed by those aged between 18-24 (53%) and those aged between 25-34 (50%). Comparatively, those aged between 65-74 agreed least frequently with the proposal (35%). Furthermore, when considering disability, no significant differences were observed between those who reported a disability and those who reported no disability. For example, 40% of those with no disability agreed with the proposal (compared to 38% of those who disclosed a disability), 47% disagreed (compared to 49% of those reporting a disability), and 14% did not know or were neutral (compared to 13% of those reporting a disability).

When considering local authority areas, North East Lincolnshire most frequently agreed with the proposals (51%), followed by City of Lincoln (45%) and North Lincolnshire (43%). Compared to other local authority areas, Boston Borough expressed the least agreement with the proposal (17%). Complete tables detailing the segmentations discussed above are available in Appendix C, D, and E.

Response patterns

The proposals suggested in Question 6 showed the highest levels of disagreement, uncertainty or neutrality across all closed-text consultation questions. In order to better understand response patterns, a cross-tabulation analysis was conducted which compared respondents’ responses to Question 6 with their responses to Questions 1 to 5.

Overall response patterns showed that respondents who agreed or disagreed with question 6 were most likely to have answered similarly for Questions 1 to 5. For example, 93% of those agreeing with Question 6 had previously also agreed with Question 1 and only 2% had previously disagreed with Question 1. Among those disagreeing with Question 6, 63% had previously also disagreed with

Question 1, meanwhile 19% had agreed with Question 1 and 18% had expressed uncertainty about Question 1. Notably, however, of the respondents who were uncertain or neutral about the proposal in Question 6, the majority had previously agreed with the prior consultation questions. For example, 63% of respondents who were uncertain or neutral about Question 6 had previously agreed with Question 1. This rose to 70% for Question 2, 71% for Question 3, and 67% for Question 5, and dropped to 51% for Question 4. Possible reasons for variations in respondents' responses to Questions 1 to 5 in contrast to Question 6 can be found in the qualitative themes below. Complete breakdowns of cross-tabulation analysis for each question can be found in Appendix F.

Qualitative insights

Support for one centralised authority

Respondents expressed support for one centralised authority, providing various suggestions on its potential structure. Some proposed a single council with one set of overheads to enhance efficiency, as well as a reduction in other tiers of existing local government to compensate for the addition of the CCA. Others suggested that central government was best placed to address issues in Lincolnshire, given that often the same problems were widespread across the UK. Additionally, suggestions were made to merge the three councils. It was noted by one local authority that to ensure the CCA works effectively, there would need to be continued engagement with district councils across governance levels. This was hoped to balance out the new tiers of governance and produce a more coordinated and streamlined structure. All these options were seen to minimise any administrative or financial burden.

"Reducing tiers of government is required. The mayoral model fails when combined authority layers are introduced. Either remove county or district councils, but do not keep both."

"The social problems people suffer from are not specific to Greater Lincolnshire. They affect the country as a whole and as such are best dealt with by central government."

Specific suggestions regarding the mayor

Respondents made several suggestions on the role of the mayor. Some suggested a name change to 'county governor' or 'governor general' as the proposed term was typically associated with towns and cities that already had mayors. Additionally, respondents proposed implementing term limits for elected officials, and that the mayor should come from a high-level business or national body to bring new diverse perspectives. Lastly, it was raised that many residents are impacted by decisions made outside of Greater Lincolnshire in bordering areas; consequently, the need for collaboration with neighbouring authorities was considered a key additional requirement for the proposal.

"It is a shame that the options provided in the legislation for using a title such as 'county governor' or 'governor general' have not been pursued. The title 'mayor' is associated with towns and cities, and there are already several of them at district, borough, and town council level in Lincolnshire. Is it too late to consider an alternative title to 'mayor'?"

"Maximum length of terms for mayors and other elected representatives - 8 year max or 2 four-year terms."

Specific suggestions regarding elected officials

Respondents provided suggestions on additional elected officials. Respondents reiterated the importance of recruiting officials with lived experience who were able to understand resident needs. Respondents also recommended that the CCA should comprise of independent individuals who were able to represent the interests of the public rather than their own political interests. They also suggested having rotational business advisory roles and gender equality across all boards and decision-making bodies.

“Need to ensure the Mayoral Committee consists of people who sincerely work for the best interests of Greater Lincolnshire and that the balance for each Authority within it is equal.”

“The CCA should NOT be made up from Party - politics leaders or standing members. It should be enshrined as fully independent individuals standing for the interests of the people OF LINCOLNSHIRE. [...] In addition, there should ONLY be a rotational business advisory role so as not to serve individual businesses or sectors more than others.”

Additional themes

Consultation question 7

Please use this space to briefly share your comments or views about the Greater Lincolnshire devolution proposal or any of the questions above.

This section is separated into three parts which focus on varying thematic areas: support, suggestions, and concerns raised by respondents in their responses to the open-text question. Responses were grouped into one overarching theme of support, three overarching themes of suggestions, and four overarching themes of concerns. In each section, the themes have been arranged in order of frequency.

It is important to note that this report summarises the views of those who chose to participate in the consultation. Those who did participate are often more likely to represent an engaged subset of the population or to consider themselves more affected by the proposal. Respondents may therefore be more motivated to voice specific views or concerns, leading to a set of answers which do not represent the sentiment and split of opinions of the wider population. For example, across all respondents, 70% answered the open-text question. In contrast, 87% of those respondents who disagreed strongly with the proposal (answering all six quantitative questions with “Strongly disagree”) answered the open-text question. The themes below should therefore be understood as indicative rather than representative of the wider population.

Themes of support

Proposal will be beneficial for Lincolnshire’s development

The only overarching theme of support among respondents setting out their views under Question 7 explained that the proposal was seen as being beneficial to Greater Lincolnshire’s development. Respondents provided more detail by discussing the following contributions made by the proposal:

Support for increased local control over local matters

A frequent theme among respondents who expressed support for the proposal was the viewpoint that it would increase local control over local matters. Having governance at the combined authority level was hoped to lead to faster and more efficient responses by putting decision-making back in the remit of local leaders. Respondents also argued that the devolution would ensure that the decision-making process and its outcomes were catered to the local context and the population’s needs.

“Obviously there needs to be checks and safeguards put in place, but I feel local governing bodies have a greater interest in local matters and would be more accountable to local population and better placed to fully understand local issues.”

Opportunity for future prosperity

Another frequent theme among respondents was the view that it would provide the opportunity for future prosperity. Devolution was associated with the potential for economic growth and local development. The newly created authority was hoped to have a better understanding of the region’s economic landscape, enabling them to implement targeted initiatives and investment decisions that stimulated business activity. It was also considered an opportunity to increase the voice of Greater Lincolnshire within central government. This was hoped to bring greater power and resources to the region.

“Devolution is the logical investment in our future prosperity and wellbeing.

1. *Devolution will reduce the burden on central governments by delegating powers and responsibilities to a regional level leading to a more efficient and effective governance, as regional governments can respond more quickly and effectively to local issues.*
2. *An elected mayor will give local representation, there will be a greater say in the decision-making process and responsiveness to local needs and concerns.”*

Strengthen Lincolnshire’s regional identity

An additional frequent theme among respondents was the viewpoint that the proposal would strengthen county identity, fostering a stronger and more cohesive regional unity. The strengthening of county identity was seen to instil an increased sense of pride and community among residents. This would lead to a shared commitment to the overall wellbeing and development of the region.

“I am proud to be Lincolnshire and in my opinion we have always been Lincolnshire, not Humberside or North east Lincs [Lincolnshire] but Lincolnshire, and I think this would please so many people and benefit Lincolnshire and it's residents as a whole.”

“Seems to me that more control and decisions made locally will be of benefit and I will be particularly delighted with anything that ‘unites’ the county into one again (i.e. Lincolnshire, North Lincolnshire and North East Lincolnshire, all returning to Lincolnshire, as pre 1 Apr 1974).”

Devolution seen to have worked well elsewhere

Another frequent theme among respondents who supported the proposal was the view that the proposal had worked well elsewhere. Respondents frequently pointed to specific cases or examples from other areas where devolution agreements had been successful, resulting in more effective decision-making. Greater Manchester and Birmingham were recurring examples highlighted. This suggestion was often made with the caveat that there should be careful consideration of the appointment of the mayor and broader office.

“Taking into consideration how mayors have worked in other areas such as Manchester and the benefits this has had, particularly for Transport I think as long as party politics don't overwhelm the office of mayor [...] on balance this is a good thing.”

“I have observed the significant difference that devolution and the employment of a dynamic Mayor has had on authorities such as Greater Manchester and Birmingham. It is imperative that the individual chosen has a good work ethic and is able to communicate effectively at all levels.”

Themes of suggestions

Suggestions for the implementation of the proposal

Throughout responses raising themes of suggestions, three main themes were identified. The most common theme among responses to Question 7 made suggestions for the implementation of the proposal specifically. Suggestions included the following:

Call for greater oversight and transparency

A frequent theme among respondents who provided suggestions for the implementation of the proposal was the view that greater oversight and transparency were needed throughout the planning and delivery processes. Regarding planning, respondents called for more transparency in the decision-making process. For example, they requested more information on how proposals would be achieved. Regarding delivery, respondents called for an independent body to oversee the implementation process and provide transparency around funding allocations. This was deemed important to ensure that decisions were made in the best interest of the public. It was also suggested that accountability should be embedded within proposed governance structures, in addition to consistent transparency on the Combined County Authority (CCA) management and committee personnel.

“The proposal is full of what the CCA want to achieve but not enough explanation on how.”

“As it stands under the current government, I think Lincolnshire would benefit from devolution. It must be trustworthy in that decisions are totally transparent to all and all personal interests of elected members declared.”

“I would like to see an independent auditing/financial body with SMEs appointed when necessary. This would ensure that the Governing bodies fiscal decisions/plans are prudent, based on expert knowledge, and in the best interests of the Lincolnshire population.”

Calls for quality of CCA representatives to be monitored

Another frequent theme among respondents was the view that the calibre of CCA representatives should be monitored. Respondents stressed the importance of recruiting individuals with relevant experience and expertise who could effectively represent local communities. The proposed monitoring was hoped to ensure that individuals with the relevant backgrounds were appointed, leading to more informed and targeted advocacy.

“In the governance part I would like to see representatives from the rural areas as greater Lincolnshire is made up of a lot of rural areas. It would be good to also have religious representation i.e. Bishop of Lincoln who is aware of the needs and short comings of the greater Lincolnshire area.”

Calls for equal regional representation within the CCA

Another frequent theme among respondents was the view that there should be equal regional representation within the CCA. Respondents emphasised that each region should have fair and equal representation so that different subgroups of the public could make a direct and meaningful contribution to the council's activities. This would ensure that decisions taken by the CCA would continue to consider the diverse needs of each region.

“I think for true governance and representation of such a rural and diverse community, more than 4 representatives should be present at the governance Committee meetings, with equal voting rights. There should be a representative from each council, from each area. Otherwise, it is not possible for the mayor to have true oversight on Greater Lincolnshire and its people.”

Calls for a public vote

The second most common theme making suggestions called for a public vote to be held on the devolution proposal. Specifically, respondents discussed the following views:

Support for a referendum

A frequent theme among respondents who called for a public vote was the view that a referendum was needed. Some respondents criticised the consultation process as a means of collecting viewpoints. Instead, respondents argued that a referendum would offer a fair and democratic approach to involve the public in decision-making. It was expected that a higher proportion of the population would be aware and, therefore, participate in a referendum as opposed to a consultation.

“A decision of this magnitude should not be based on an online survey of such limited scope and of which many people are unaware.”

“If this is to be a democratic process all Lincolnshire councils and their populations they serve should be consulted in the form of a referendum.”

Proposal considered ‘undemocratic’

Another frequent theme among respondents was criticism of the proposals as undemocratic. Respondents described the information provided in the consultation as “skewed” given it emphasised the benefits of the devolution with limited acknowledgement of drawbacks. This was described as an undemocratic basis for the public to make any decisions, providing limited scope to disagree with the proposals. Some respondents also referenced a rejected proposal for a new Mayoral Combined Authority in 2016.

“A decision of this magnitude should not be based on an online survey of such limited scope and of which many people are unaware. This is undemocratic and there should be full public consultation with wide promulgation. No consideration is given in this biased questionnaire to possible downsides of the devolution proposal.”

Health and social care suggested as an additional area of focus¹⁴

The third most common theme among responses to Question 7 made suggestions aimed at the inclusion of health and social care into the proposal. Specific concerns and views raised included the following:

Address shortage of General Practitioners (GPs) and dentists

As a frequent theme, respondents called to address the existing shortage of GPs and dentists. They expressed concerns that the proposed plans for more housing did not include corresponding plans for additional GPs and dentist services. The proposals for further housing were seen to increase the size of the local population, worsening the already inadequate patient-to-doctor and dentist ratio. This was understood to negatively impact the community’s ability to access essential healthcare services.

“Housing without provision of extra services like doctors and dentists will make already difficult life rather worse - experience tells us that promised doctors simply don't materialise, getting an NHS dentist is already impossible”.

“BUT where are all these people with houses supposed to send their children to school or find a doctor or a dentist”.

¹⁴ It should be recognised that health and social care remains outside the scope of the devolution proposal. The theme is included given the number of respondents having raised it in their free-text responses.

Address shortage of hospitals and urgent treatment centres

Another frequent theme was respondents calling to address the shortage of hospitals and urgent treatment centres. Poor transport links across Lincolnshire were seen to make it difficult for residents to access available services. Concerns were also raised towards the state and condition of current facilities. This highlighted the demand for improvements both in the quantity and quality of medical services across Lincolnshire.

“Access to services especially health which ULHT have centralised in Lincoln/Boston are difficult and expensive to attend due to poor public transport connectivity.”

“There have been many complaints about the running down of hospital resources in the Boston and Grantham areas which are being centralised in Lincoln.”

Calls for improved adult social care provision

A further frequent theme was calls for improved adult social care provision. Respondents expressed concerns about the limited or no information on additional spending within adult social care provision. This was framed as concerning, given the size of the elderly population across Lincolnshire. Respondents recommended that retirement homes should be located near family houses and reiterated the importance of integrating the elderly population into the community.

“Finally, we have a greater than average elderly population, provision of retirement estates close to family housing, home care and care homes need to be addressed integrating the elderly into the community.”

Themes of concerns

Concerns that the proposal introduces additional administrative burdens

Throughout responses raising themes of concern, four main themes were identified. The most common theme among respondents raising concerns in response to Question 7 expressed views that the proposal would introduce additional administrative burdens. Respondents explained their concerns in the following ways:

Concerns regarding additional bureaucracy and layers of governance

A frequent theme raised among respondents was the view there was no need for additional bureaucracy or added layers of governance. Respondents expressed concerns that devolution would result in additional bureaucracy that was unnecessary for the scheme to achieve its intended goals, instead stating that intended outcomes could already be delivered through existing structures. Respondents specifically highlighted the financial costs of additional bureaucracy and governance levels, arguing that investment should be directed towards improving existing structures, instead of creating new ones.

“We don’t need another layer of government to oversee this new spending. We already have enough local councils with the knowledge to decide where the investment should be made.”

Mayor perceived as unnecessary

Another frequent theme raised among respondents was the view that there was no need for a mayor. Respondents considered an additional layer of governance to be an inefficient use of financial and administrative resources. They explained that any mayor would lack sufficient understanding of the

region, given the size and diversity of Greater Lincolnshire. Without this understanding, the mayor would face challenges in making informed decisions. Further concerns were raised regarding a mayor concentrating too much power in the hands of a single individual, resulting in an imbalance of power. Respondents discussed the potential risk of corruption and mismanagement of funds.

“How will having another layer of governance help, this is another layer of cost that will require funding by taxpayers.”

“We already have parish councils, town councils, district councils, and county councils. This is over-government, and it is not clear what benefits having an elected mayor would bring, nor what specific powers he or she would have.”

Existing funding perceived as not well spent

An additional frequent theme among respondents who expressed concerns about existing governance was the view that money was currently not well spent. This included distrust for how councils were using existing funding (such as spending it on salaries or allocating it to certain areas within Lincolnshire), as well as suggestions that councils do not have the skills to make investments. Some respondents also alluded to other council bankruptcies across England. This led to concerns that financial mismanagement may persist in the future, including the proposed devolution initiative.

“History of poor planning, excessive uncontrolled spending, disregard of the general public and their views does not fill me with confidence that investment funds will be adequately distributed or used.”

Proposal aims perceived as already achievable

Another frequent theme among respondents was the view that the proposal should already be achievable with current governance. Respondents emphasised that there was no need for any of the additional layers of governance suggested by the proposal (such as the mayor or the CCA), given the outcomes should already be deliverable through current structures. Instead, it was suggested that current structures of governance should become more efficient to ensure better spending and decision-making.

“I don't understand why all of this isn't already being done. Surely that's what the County Council is for. We shouldn't need another body and Mayor for this to be happening.”

“The extra money and plans in themselves are fine but we do not need more politicians and bureaucrats to run it. This country spends too much on too many levels of government.”

Concerns about implementation costs of the proposal

The second most common theme among responses to Question 7 raising concerns discussed views on the costs of the proposal being implemented. Specifically, respondents raised the following issues:

Concerns about how the proposal will be funded

A frequently discussed concern surrounded the implementation costs and further financial implications of the scheme. Many respondents voiced fears that the proposal would transfer additional costs to residents, in few cases referencing increases in council tax, quoting concerns around the precept, or indirectly through reductions in the proposed investment budget. In response, respondents called for more transparency on the costs of additional governance, particularly the salaries of the mayor and the new office, and how these would be funded.

“My concern is that this extra layer of bureaucracy is going to increase the amount we pay in council tax. I thought devolution was about getting more money from national government for us to spend locally.”

Support for funding to be given directly to local councils instead

A frequently discussed theme among respondents was the view that funding should be given directly to local councils instead of through the newly created authority. Distributing funding directly to local councils was seen as more cost-effective, reducing bureaucratic complexities.

“I do not believe it is necessary to create yet another layer of government- the money could be given to the existing authorities. A single authority would have to distribute the money fairly across all the areas and surely the individual authorities could work together when needed.”

Concerns that aspects of the proposal are a ‘waste of money’

A frequently highlighted theme among respondents who expressed concerns about implementation costs was the view that the scheme was a ‘waste’ of financial resources. The perceived ineffectiveness of previous devolution deals in other regions led to doubts about the potential success of the proposed devolution in Lincolnshire. Frequently highlighted examples were devolution deals struck in Greater Manchester, Birmingham and Yorkshire.

Concern that devolution benefits will be felt unequally across Greater Lincolnshire

The third most common theme among responses to Question 7 raising concerns highlighted that devolution benefits may be felt unequally across Greater Lincolnshire. Respondents emphasised the following views in particular:

Concerns around funding being unequally distributed

A frequent theme among respondents were worries around the unequal distribution of funding and benefits across Greater Lincolnshire. Respondents expressed concerns that high-population areas such as Lincoln would receive a greater proportion of funding compared to low-population areas at the expense of regions such as North and North East Lincolnshire. Some respondents referred to devolution deals implemented elsewhere to emphasise the significance of equal funding. In response, respondents called for an inclusive approach to funding allocation to ensure that benefits were shared equitably. It was also recommended that the CCA should include a representative from each council.

“The opportunity will allow Lincolnshire to catch up with other regions. Only concern is that we make sure the funds are spread fully across the region and it doesn’t become Lincoln centric.”

“All major councils in Lincolnshire should have an equal say to prevent resources going to certain centres of population.”

Concerns that Lincolnshire is too large and diverse for devolution

Another frequent theme among respondents was the view that Lincolnshire was too large and diverse for the proposal to be successful. Respondents stated that Lincolnshire was geographically and demographically diverse with competing needs and priorities. Divisions between rural, coastal and urban areas were particularly emphasised by respondents. These differences meant that a single overarching system of governance was seen as redundant and would risk diluting local needs. Some respondents suggested that town, district, or city councils were better positioned to make decisions.

“This is not the right model for such a large area as Lincolnshire County Council, North

Lincolnshire and North East Lincolnshire, with such a variation of populations and social and economic needs.”

“While I am aware that to secure Government funding there is a requirement for a Mayoral Authority the rural nature of Greater Lincolnshire with 1 million folks spread over 4,000 square miles is the opposite of the city mayoral authorities which manage large populations in geographically small areas.”

Concerns it weakens power of local government

An additional frequent theme among respondents was the view that the proposal would weaken the democratic power of local government. Respondents expressed concern that the devolution would affect the fair representation of local communities as the voices of local residents from small rural or coastal areas risked being overshadowed by decisions made at a higher level.

“This will take power and decision making away from local people and is a failed concept. Localisation means power should be shifting to existing Local Authorities, not away.”

“The creation of a mayor and unitary authority are just taking democracy further away from smaller communities and the money invariably goes to large towns.”

Doubts about the proposal achieving its aims

The fourth most common theme among responses to Question 7 raising concerns expressed doubts about the proposal achieving its aims. Specifically, respondents discussed the following concerns:

Proposed investment considered insufficient

A frequent theme among respondents was the view that the proposed investment was insufficient. The proposed £24 million investment per annum was described as “trivial” and “inadequate” to achieve the desired impact across all areas of focus or regions. Respondents also expressed concern that the value of this amount would diminish over time as it would be subject to inflationary pressures.

“Furthermore, the proposed £24m pa [per annum] additional funding is trivial in the context of the discussed spending proposals on eg. transport and energy infrastructure.”

“The 24 million stated per annum does sound a lot of money. But is it really, to enable all that is hoped for with devolution. £720 million spread over 30 years is a very long time. Will it be index linked to inflation etc, as it will not have the same value in 5- or 10-years time, never mind 30.”

Devolution benefits perceived as unclear

Another frequent theme among respondents was the view that the proposed benefits were unclear. Respondents criticised the proposals for their vagueness, calling for more information on how each proposed policy and its intended benefits would be achieved.

“I agree in principle in investment in our area but there just isn’t enough information within the proposal to make an informed decision.”

“Put this information into an easier to follow format with a diagram of the proposed organisation, its responsibilities, how it would work, how it will be funded identifying any additional costs to the taxpayer.”

Equalities impact assessment

Perceived impact by protected characteristic

Table 2. Responses by protected characteristic

Protected characteristic	Positive Impact	No Impact	Negative Impact	Don't know	
Age	26%	30%	28%	17%	3,727
Sex	10%	52%	16%	21%	3,693
Disability	16%	43%	20%	22%	3,680
Marriage and civil partnership	8%	56%	14%	22%	3,677
Race	9%	51%	17%	22%	3,669
Religion or belief	7%	55%	15%	23%	3,659
Sexual orientation	6%	56%	14%	23%	3,645
Gender reassignment	5%	54%	13%	27%	3,608
Pregnancy and maternity	10%	51%	14%	24%	3,451

Consultation respondents were asked to express their views on the perceived impact of devolution on nine protected characteristics. Responses to these questions were not mandatory, resulting in varying response totals across protected characteristics.

Overall, respondents were most divided about the devolution proposal's impact on age; it was suggested that devolution would have both the highest positive impact on age (26%) as well as the highest negative impact (28%) compared to other protected characteristics. The majority of respondents suggested that the devolution proposals would have no impact on individuals with the following characteristics: marriage and civil partnership (56%); sexual orientation (56%); religion or belief (55%); gender reassignment (54%); sex (52%); race (51%); and pregnancy and maternity (51%).

Patterns by respondent characteristics

Responses to the equality impact questionnaire were also broken down by respondent characteristic, allowing to check whether groups with a certain protected characteristic varied in their perception from other consultation respondents. For example, of those respondents who disclosed a disability, 28% expressed that the devolution proposal would have a negative impact on individuals with disabilities (compared to 16% of respondents with no disability). For both groups, the highest proportion of respondents suggested that the devolution proposals would have no impact on individuals with disabilities (46% of those with no disability and 32% of those who disclosed a disability).

Moreover, respondents who identified as heterosexual or straight were most likely to believe that the devolution proposal would have no impact (60%). In contrast, respondents that identified as bisexual and gay or lesbian were most likely to believe devolution would have a negative impact (24% and 23% respectively). This compared to 11% among respondents that identified as heterosexual or straight.

Finally, respondents who identified as Black or Black British were most likely to believe that devolution would have a positive impact (22%). Respondents that identified as white were least likely to believe the proposals would have a negative impact (15%), compared to 17% of those identifying as Black or Black British, 23% of those identifying as Mixed, and 26% of those identifying as Asian or Asian British. A detailed breakdown by selected protected characteristics can be found in Appendix G.

Analysis of open text responses

Suggestions were raised on the impact of the devolution on **different age groups**. Respondents expressed support for the proposed improvements to transport. Improvements were anticipated to benefit the elderly population by increasing access to various locations across Lincolnshire, enhancing their well-being. However, concerns were raised regarding the extent and quality of transport connections between rural and urban areas. In addition to transport-related issues, respondents called for the greater representation of younger and older members of the population in government structures. Further suggestions were raised regarding increased investment into social care for the elderly population due to rising demands and pressure faced by the sector.

“I think increasing public transport could greatly benefit older people, people with disabilities and pregnant people as there would be greater ease to move around the county.”

“We need more local accessible transport especially from rural areas to the town centres having cheaper transport doesn’t help if the service doesn’t reach you.”

Discussing the potential impact of the devolution on **gender and sex**, some respondents raised concerns over the composition of government structures that were dominated by white men from middle-class backgrounds. Instead, respondents called for equal gender representation in any governance structures within the proposed authority. Other respondents requested more information on the proposed devolution to better ascertain its impact on gender and sex of the population.

“From the outset, the boards and decision makers of Devolution MUST reflect the male/female population of Greater Lincolnshire (50/50).”

In relation to **disabled** members of the population, respondents supported the proposed improvements to health and care services along with expanded transport links. Among respondents who anticipated negative impacts it was argued that the needs of people with disabilities should be more carefully considered throughout the consultation. For housing, respondents called for more single-level accommodation such as bungalows. In relation to transport, the need for safer crossings was emphasised. Regarding education, it was suggested that Special Educational Needs and Disability (SEND) should become an integral part of training and education. More training and understanding of non-visible disabilities were also suggested by respondents.

“Very little has been said about people with disabilities. At present most housing developments are houses, not single level accommodation which people with disabilities require.”

Comments on **marriage and civil partnership** focused on the negative impacts of the proposed devolution. They also critiqued the lack of focus on ‘single parents’ as a protected characteristic. Concerns were raised regarding the conflation of the terms **race** and **ethnicity** in the consultation due to their conceptual differences. Focused on the positive impacts of the devolution proposal, respondents hoped that devolution would attract individuals from diverse ethnic and religious backgrounds, contributing to a more multicultural environment. In addition, respondents called for more diverse governance boards to ensure effective representation and inclusive decision-making processes.

“Attracting more variety of cultures to Lincolnshire is likely to have a positive impact on race and religion and make Lincolnshire more multi-cultural. I have young children who will benefit from the proposed improvements.”

Discussing the potential impact of the devolution on **pregnancy and maternity**, respondents supported the proposed improvements to care and health services and improved transport. However, respondents also expressed concerns about the impact of lockdown on children’s education. It was recommended that additional support should be provided to children and their teachers in managing anxiety and mental health. Respondents furthermore raised concerns around the lack of sufficient funding for maternity services, given the current pressures on the health system.

Very few respondents discussed the impact of the devolution scheme on their **religion or belief**. It was noted, however, that there were no proposals for protected or at-risk buildings which included religious buildings. This was seen to merit further attention in proposed policies. In addition, there were no constructive comments on the impact of the devolution on **sexual orientation** and **gender reassignment**.

Finally, respondents often used this section to provide general feedback on the devolution proposal. They also requested more information on the devolution deal before making any judgements about any positive or negative impact on protected characteristics.

Appendix A

Overview of responses by question

Note: The following tables provide an overview of all responses provided to the six consultation questions, regardless of whether respondents indicated their respondent type in any way.

To what extent do you agree or disagree with the proposals relating to new jobs and business growth?

Table 3. Question 1 – Overview of complete responses

Response	Count	Share
Strongly agree	950	24%
Agree	1,180	29%
Neither agree, nor disagree	520	13%
Disagree	507	13%
Strongly disagree	776	19%
Don't know	80	2%
All respondents	4,013	100%

To what extent do you agree or disagree with the proposals relating to education and training?

Table 4. Question 2 – Overview of complete responses

Response	Count	Share
Strongly agree	1,106	28%
Agree	1,165	29%
Neither agree, nor disagree	441	11%
Disagree	516	13%
Strongly disagree	726	18%
Don't know	54	1%
All respondents	4,008	100%

To what extent do you agree or disagree with the proposals relating to roads, buses and transport?

Table 5. Question 3 – Overview of complete responses

Response	Count	Share
Strongly agree	1,279	32%
Agree	1,015	25%
Neither agree, nor disagree	350	9%
Disagree	502	12%
Strongly disagree	817	20%
Don't know	54	1%
All respondents	4,017	100%

To what extent do you agree or disagree with the proposals relating to homes and communities?

Table 6. Question 4 – Overview of complete responses

Response	Count	Share
Strongly agree	890	22%
Agree	1,057	26%
Neither agree, nor disagree	502	13%
Disagree	606	15%
Strongly disagree	889	22%
Don't know	66	2%
All respondents	4,010	100%

To what extent do you agree or disagree with the proposals relating to the environment?

Table 7. Question 5 – Overview of complete responses

Response	Count	Share
Strongly agree	1,162	29%
Agree	1,112	28%
Neither agree, nor disagree	442	11%
Disagree	469	12%
Strongly disagree	765	19%
Don't know	58	1%
All respondents	4,008	100%

To what extent do you agree or disagree with the proposals relating to governance?

Table 8. Question 6 – Overview of complete responses

Response	Count	Share
Strongly agree	638	16%
Agree	912	23%
Neither agree, nor disagree	432	11%
Disagree	570	14%
Strongly disagree	1,393	35%
Don't know	74	2%
All respondents	4,019	100%

Appendix B

Segmentation by respondent type

Note: The following tables provide an overview of the responses received to the six consultation questions, broken down by detailed respondent type. Responses from respondents who had not answered this demographic question are therefore not included in the tables below. Overviews of all responses can be found in Appendix A.

To what extent do you agree or disagree with the proposals relating to new jobs and business growth?

Table 9. Question 1 - Segmentation by detailed respondent type

Respondent type	Strongly agree	Agree	Neither agree, nor disagree	Disagree	Strongly disagree	Don't know
Individual	880 (23%)	1,131 (30%)	497 (13%)	498 (13%)	746 (19%)	74 (2%)
Business	18 (33%)	12 (22%)	6 (11%)	5 (9%)	13 (24%)	0 (0%)
Local government	14 (42%)	7 (21%)	4 (12%)	1 (3%)	6 (18%)	1 (3%)
Voluntary and community sector	6 (35%)	7 (41%)	0 (0%)	1 (6%)	2 (12%)	1 (6%)
Academic	4 (36%)	5 (45%)	0 (0%)	0 (0%)	2 (18%)	0 (0%)
Elected representative	4 (44%)	0 (0%)	3 (33%)	1 (11%)	1 (11%)	0 (0%)
Charity	3 (30%)	6 (60%)	0 (0%)	1 (10%)	0 (0%)	0 (0%)
Others	2 (25%)	4 (50%)	0 (0%)	0 (0%)	2 (25%)	0 (0%)
Transport	1 (20%)	3 (60%)	0 (0%)	0 (0%)	1 (20%)	0 (0%)
Prefer not to say	0 (0%)	2 (67%)	1 (33%)	0 (0%)	0 (0%)	0 (0%)
Civil service or government	2 (50%)	1 (25%)	0 (0%)	0 (0%)	0 (0%)	1 (25%)
Action group	1 (33%)	0 (0%)	1 (33%)	0 (0%)	1 (33%)	0 (0%)
Total	935 (23%)	1,178 (30%)	512 (13%)	507 (13%)	774 (19%)	77 (2%)

Note: 3,983 total respondents

To what extent do you agree or disagree with the proposals relating to education and training?

Table 10. Question 2 - Segmentation by detailed respondent type

Respondent type	Strongly agree	Agree	Neither agree, nor disagree	Disagree	Strongly disagree	Don't know
Individual	1,023 (27%)	1,109 (29%)	431 (11%)	507 (13%)	703 (18%)	49 (1%)
Business	22 (40%)	14 (25%)	2 (4%)	4 (7%)	13 (24%)	0 (0%)
Local government	16 (48%)	7 (21%)	1 (3%)	2 (6%)	4 (12%)	3 (9%)
Voluntary and community sector	9 (53%)	5 (29%)	0 (0%)	0 (0%)	2 (12%)	1 (6%)
Academic	5 (45%)	4 (36%)	0 (0%)	0 (0%)	2 (18%)	0 (0%)
Elected representative	3 (38%)	2 (25%)	2 (25%)	1 (12%)	0 (0%)	0 (0%)
Charity	7 (70%)	3 (30%)	0 (0%)	0 (0%)	0 (0%)	0 (0%)
Others	4 (50%)	3 (38%)	0 (0%)	0 (0%)	1 (12%)	0 (0%)
Transport	1 (20%)	3 (60%)	0 (0%)	0 (0%)	1 (20%)	0 (0%)
Prefer not to say	0 (0%)	3 (100%)	0 (0%)	0 (0%)	0 (0%)	0 (0%)
Civil service or government	2 (50%)	1 (25%)	0 (0%)	0 (0%)	0 (0%)	1 (25%)
Action group	2 (67%)	1 (33%)	0 (0%)	0 (0%)	0 (0%)	0 (0%)
Total	1,094 (27%)	1,155 (29%)	436 (11%)	514 (13%)	726 (18%)	54 (1%)

Note: 3,979 total respondents

To what extent do you agree or disagree with the proposals relating to roads, buses and transport?

Table 11. Question 3 - Segmentation by detailed respondent type

Respondent type	Strongly agree	Agree	Neither agree, nor disagree	Disagree	Strongly disagree	Don't know
Individual	1,204 (31%)	952 (25%)	336 (9%)	495 (13%)	794 (21%)	50 (1%)
Business	21 (38%)	16 (29%)	5 (9%)	2 (4%)	11 (20%)	0 (0%)
Local government	13 (39%)	11 (33%)	1 (3%)	3 (9%)	4 (12%)	1 (3%)
Voluntary and community sector	7 (41%)	7 (41%)	0 (0%)	1 (6%)	1 (6%)	1 (6%)
Academic	2 (18%)	6 (55%)	0 (0%)	0 (0%)	2 (18%)	1 (9%)
Elected representative	4 (44%)	3 (33%)	1 (11%)	0 (0%)	1 (11%)	0 (0%)
Charity	2 (20%)	6 (60%)	1 (10%)	1 (10%)	0 (0%)	0 (0%)
Others	3 (38%)	4 (50%)	0 (0%)	0 (0%)	1 (12%)	0 (0%)
Transport	1 (20%)	2 (40%)	0 (0%)	0 (0%)	2 (40%)	0 (0%)
Prefer not to say	1 (25%)	1 (25%)	2 (50%)	0 (0%)	0 (0%)	0 (0%)
Civil service or government	2 (50%)	1 (25%)	0 (0%)	0 (0%)	0 (0%)	1 (25%)
Action group	3 (100%)	0 (0%)	0 (0%)	0 (0%)	0 (0%)	0 (0%)
Total	1,263 (32%)	1,009 (25%)	346 (9%)	502 (13%)	816 (20%)	54 (1%)

Note: 3,990 total respondents

To what extent do you agree or disagree with the proposals relating to homes and communities?

Table 12. Question 4 - Segmentation by detailed respondent type

Respondent type	Strongly agree	Agree	Neither agree, nor disagree	Disagree	Strongly disagree	Don't know
Individual	831 (22%)	991 (26%)	487 (13%)	593 (16%)	863 (23%)	57 (1%)
Business	19 (35%)	16 (29%)	3 (5%)	6 (11%)	11 (20%)	0 (0%)
Local government	9 (27%)	10 (30%)	3 (9%)	3 (9%)	4 (12%)	4 (12%)
Voluntary and community sector	6 (35%)	6 (35%)	1 (6%)	1 (6%)	3 (18%)	0 (0%)
Academic	0 (0%)	7 (64%)	1 (9%)	0 (0%)	2 (18%)	1 (9%)
Elected representative	3 (33%)	1 (11%)	1 (11%)	1 (11%)	3 (33%)	0 (0%)
Charity	2 (20%)	5 (50%)	2 (20%)	0 (0%)	0 (0%)	1 (10%)
Others	4 (50%)	2 (25%)	1 (12%)	0 (0%)	1 (12%)	0 (0%)
Transport	1 (20%)	3 (60%)	0 (0%)	0 (0%)	1 (20%)	0 (0%)
Prefer not to say	1 (25%)	2 (50%)	1 (25%)	0 (0%)	0 (0%)	0 (0%)
Civil service or government	2 (50%)	1 (25%)	0 (0%)	0 (0%)	0 (0%)	1 (25%)
Action group	2 (67%)	1 (33%)	0 (0%)	0 (0%)	0 (0%)	0 (0%)
Total	880 (22%)	1,045 (26%)	500 (13%)	604 (15%)	888 (22%)	64 (2%)

Note: 3,981 total respondents

To what extent do you agree or disagree with the proposals relating to the environment?

Table 13. Question 5 - Segmentation by detailed respondent type

Respondent type	Strongly agree	Agree	Neither agree, nor disagree	Disagree	Strongly disagree	Don't know
Individual	1,089 (29%)	1,047 (27%)	427 (11%)	458 (12%)	743 (19%)	55 (1%)
Business	22 (40%)	15 (27%)	4 (7%)	4 (7%)	10 (18%)	0 (0%)
Local government	12 (36%)	10 (30%)	3 (9%)	3 (9%)	4 (12%)	1 (3%)
Voluntary and community sector	4 (22%)	8 (44%)	2 (11%)	1 (6%)	3 (17%)	0 (0%)
Academic	2 (18%)	7 (64%)	0 (0%)	0 (0%)	2 (18%)	0 (0%)
Elected representative	5 (56%)	1 (11%)	1 (11%)	2 (22%)	0 (0%)	0 (0%)
Charity	3 (30%)	6 (60%)	0 (0%)	1 (10%)	0 (0%)	0 (0%)
Others	3 (38%)	4 (50%)	0 (0%)	0 (0%)	1 (12%)	0 (0%)
Transport	1 (20%)	3 (60%)	0 (0%)	0 (0%)	1 (20%)	0 (0%)
Prefer not to say	1 (25%)	3 (75%)	0 (0%)	0 (0%)	0 (0%)	0 (0%)
Civil service or government	1 (25%)	2 (50%)	0 (0%)	0 (0%)	0 (0%)	1 (25%)
Action group	3 (100%)	0 (0%)	0 (0%)	0 (0%)	0 (0%)	0 (0%)
Total	1,146 (29%)	1,106 (28%)	437 (11%)	469 (12%)	764 (19%)	57 (1%)

Note: 3,979 total respondents

To what extent do you agree or disagree with the proposals relating to governance?

Table 14. Question 6 - Segmentation by detailed respondent type

Respondent type	Strongly agree	Agree	Neither agree, nor disagree	Disagree	Strongly disagree	Don't know
Individual	580 (15%)	861 (22%)	414 (11%)	551 (14%)	1,358 (35%)	70 (2%)
Business	14 (25%)	17 (31%)	2 (4%)	6 (11%)	16 (29%)	0 (0%)
Local government	8 (26%)	10 (32%)	3 (10%)	3 (10%)	6 (19%)	1 (3%)
Voluntary and community sector	7 (41%)	4 (24%)	2 (12%)	1 (6%)	3 (18%)	0 (0%)
Academic	3 (27%)	3 (27%)	1 (9%)	1 (9%)	2 (18%)	1 (9%)
Elected representative	3 (33%)	1 (11%)	0 (0%)	2 (22%)	3 (33%)	0 (0%)
Charity	4 (40%)	3 (30%)	1 (10%)	2 (20%)	0 (0%)	0 (0%)
Others	0 (0%)	5 (62%)	2 (25%)	0 (0%)	1 (12%)	0 (0%)
Transport	1 (20%)	2 (40%)	0 (0%)	1 (20%)	1 (20%)	0 (0%)
Prefer not to say	1 (25%)	0 (0%)	2 (50%)	1 (25%)	0 (0%)	0 (0%)
Civil service or government	2 (50%)	1 (25%)	0 (0%)	0 (0%)	0 (0%)	1 (25%)
Action group	2 (67%)	0 (0%)	1 (33%)	0 (0%)	0 (0%)	0 (0%)
Total	625 (16%)	907 (23%)	428 (11%)	568 (14%)	1,390 (35%)	73 (2%)

Note: 3,991 total respondents

Appendix C

Segmentation by local authority area

Note: The following tables provide an overview of the responses received to the six consultation questions, broken down by local authority area. Responses from respondents who had not answered this demographic question are therefore not included in the tables below. Overviews of all responses can be found in Appendix A.

To what extent do you agree or disagree with the proposals relating to new jobs and business growth?

Table 15. Question 1 - Segmentation by detailed local authority area

Respondent type	Strongly agree	Agree	Neither agree, nor disagree	Disagree	Strongly disagree	Don't know
North Lincolnshire Council	212 (27%)	222 (28%)	110 (14%)	102 (13%)	120 (15%)	19 (2%)
North East Lincolnshire Council	180 (29%)	237 (38%)	62 (10%)	57 (9%)	80 (13%)	13 (2%)
North Kesteven District Council	88 (18%)	145 (29%)	74 (15%)	77 (16%)	99 (20%)	10 (2%)
East Lindsey District Council	100 (21%)	138 (29%)	68 (14%)	70 (15%)	92 (19%)	6 (1%)
West Lindsey District Council	113 (25%)	140 (31%)	55 (12%)	47 (10%)	85 (19%)	11 (2%)
City of Lincoln Council	97 (28%)	115 (34%)	37 (11%)	42 (12%)	44 (13%)	8 (2%)
South Kesteven District Council	56 (18%)	85 (27%)	50 (16%)	44 (14%)	74 (24%)	3 (1%)
Boston Borough Council	33 (13%)	42 (16%)	31 (12%)	39 (15%)	106 (41%)	5 (2%)
South Holland District Council	35 (18%)	43 (22%)	25 (13%)	28 (14%)	67 (34%)	1 (1%)
No information provided ¹⁵	2 (50%)	2 (50%)	0 (0%)	0 (0%)	0 (0%)	0 (0%)
Total	916 (23%)	1,169 (30%)	512 (13%)	506 (13%)	767 (19%)	76 (2%)

Note: 3,946 total respondents

¹⁵ 'No information provided' was noted in the response data as 'Redacted'.

To what extent do you agree or disagree with the proposals relating to education and training?

Table 16. Question 2 - Segmentation by local authority area

Respondent type	Strongly agree	Agree	Neither agree, nor disagree	Disagree	Strongly disagree	Don't know
North Lincolnshire Council	238 (30%)	236 (30%)	78 (10%)	114 (15%)	109 (14%)	9 (1%)
North East Lincolnshire Council	213 (34%)	208 (33%)	53 (8%)	73 (12%)	71 (11%)	9 (1%)
North Kesteven District Council	116 (24%)	146 (30%)	57 (12%)	66 (13%)	102 (21%)	5 (1%)
East Lindsey District Council	99 (21%)	150 (32%)	70 (15%)	60 (13%)	90 (19%)	5 (1%)
West Lindsey District Council	130 (29%)	137 (30%)	46 (10%)	56 (12%)	72 (16%)	10 (2%)
City of Lincoln Council	128 (37%)	94 (27%)	35 (10%)	32 (9%)	49 (14%)	7 (2%)
South Kesteven District Council	70 (23%)	87 (28%)	40 (13%)	38 (12%)	73 (24%)	2 (1%)
Boston Borough Council	42 (17%)	40 (16%)	33 (13%)	46 (18%)	90 (35%)	3 (1%)
South Holland District Council	38 (19%)	44 (22%)	22 (11%)	29 (15%)	63 (32%)	3 (2%)
No information provided	3 (75%)	1 (25%)	0 (0%)	0 (0%)	0 (0%)	0 (0%)
Total	1,077 (27%)	1,143 (29%)	434 (11%)	514 (13%)	719 (18%)	53 (1%)

Note: 3,940 total respondents

To what extent do you agree or disagree with the proposals relating to roads, buses and transport?

Table 17. Question 3 - Segmentation by detailed local authority area

Respondent type	Strongly agree	Agree	Neither agree, nor disagree	Disagree	Strongly disagree	Don't know
North Lincolnshire Council	263 (34%)	215 (27%)	70 (9%)	110 (14%)	120 (15%)	7 (1%)
North East Lincolnshire Council	252 (40%)	171 (27%)	49 (8%)	63 (10%)	85 (13%)	10 (2%)
North Kesteven District Council	145 (29%)	126 (26%)	39 (8%)	67 (14%)	110 (22%)	5 (1%)
East Lindsey District Council	116 (24%)	129 (27%)	45 (9%)	73 (15%)	107 (23%)	4 (1%)
West Lindsey District Council	7 (35%)	115 (25%)	41 (9%)	41 (9%)	84 (19%)	12 (3%)
City of Lincoln Council	123 (36%)	94 (27%)	37 (11%)	41 (12%)	45 (13%)	6 (2%)
South Kesteven District Council	90 (29%)	78 (25%)	24 (8%)	34 (11%)	82 (26%)	3 (1%)
Boston Borough Council	45 (18%)	34 (13%)	22 (9%)	47 (18%)	105 (41%)	4 (2%)
South Holland District Council	50 (25%)	36 (18%)	17 (9%)	23 (12%)	71 (36%)	2 (1%)
No information provided	2 (50%)	1 (25%)	1 (25%)	0 (0%)	0 (0%)	0 (0%)
Total	1,245 (32%)	999 (25%)	345 (9%)	499 (13%)	809 (20%)	53 (1%)

Note: 3,950 total respondents

To what extent do you agree or disagree with the proposals relating to homes and communities?

Table 18. Question 4 - Segmentation by detailed local authority area

Respondent type	Strongly agree	Agree	Neither agree, nor disagree	Disagree	Strongly disagree	Don't know
North Lincolnshire Council	198 (25%)	200 (26%)	107 (14%)	126 (16%)	142 (18%)	11 (1%)
North East Lincolnshire Council	168 (27%)	196 (31%)	76 (12%)	89 (14%)	91 (15%)	6 (1%)
North Kesteven District Council	97 (20%)	129 (26%)	53 (11%)	81 (16%)	122 (25%)	9 (2%)
East Lindsey District Council	89 (19%)	115 (24%)	73 (15%)	73 (15%)	115 (24%)	8 (2%)
West Lindsey District Council	105 (23%)	135 (30%)	54 (12%)	57 (13%)	88 (19%)	14 (3%)
City of Lincoln Council	91 (26%)	91 (26%)	50 (14%)	48 (14%)	55 (16%)	10 (3%)
South Kesteven District Council	52 (17%)	84 (27%)	36 (12%)	52 (17%)	85 (27%)	2 (1%)
Boston Borough Council	31 (12%)	44 (17%)	30 (12%)	42 (16%)	108 (42%)	1 (0%)
South Holland District Council	33 (17%)	37 (19%)	17 (9%)	35 (18%)	75 (38%)	1 (1%)
No information provided	2 (50%)	2 (50%)	0 (0%)	0 (0%)	0 (0%)	0 (0%)
Total	866 (22%)	1,033 (26%)	496 (13%)	603 (15%)	881 (22%)	62 (2%)

Note: 3,941 total respondents

To what extent do you agree or disagree with the proposals relating to the environment?

Table 19. Question 5 - Segmentation by detailed local authority area

Respondent type	Strongly agree	Agree	Neither agree, nor disagree	Disagree	Strongly disagree	Don't know
North Lincolnshire Council	248 (32%)	220 (28%)	97 (12%)	95 (12%)	119 (15%)	5 (1%)
North East Lincolnshire Council	213 (34%)	205 (33%)	54 (9%)	60 (10%)	82 (13%)	12 (2%)
North Kesteven District Council	124 (25%)	126 (26%)	62 (13%)	64 (13%)	108 (22%)	8 (2%)
East Lindsey District Council	114 (24%)	138 (29%)	54 (11%)	66 (14%)	94 (20%)	7 (1%)
West Lindsey District Council	140 (31%)	138 (31%)	45 (10%)	41 (9%)	75 (17%)	13 (3%)
City of Lincoln Council	126 (37%)	97 (28%)	33 (10%)	36 (10%)	47 (14%)	5 (1%)
South Kesteven District Council	77 (25%)	87 (28%)	39 (13%)	35 (11%)	69 (22%)	2 (1%)
Boston Borough Council	43 (17%)	38 (15%)	30 (12%)	44 (17%)	98 (38%)	2 (1%)
South Holland District Council	43 (22%)	41 (21%)	23 (12%)	27 (14%)	63 (32%)	2 (1%)
No information provided	3 (75%)	1 (25%)	0 (0%)	0 (0%)	0 (0%)	0 (0%)
Total	1,131 (29%)	1,091 (28%)	437 (11%)	468 (12%)	755 (19%)	56 (1%)

Note: 3,938 total respondents

To what extent do you agree or disagree with the proposals relating to governance?

Table 20. Question 6 - Segmentation by detailed local authority area

Respondent type	Strongly agree	Agree	Neither agree, nor disagree	Disagree	Strongly disagree	Don't know
North Lincolnshire Council	149 (19%)	192 (24%)	85 (11%)	116 (15%)	233 (30%)	10 (1%)
North East Lincolnshire Council	134 (21%)	191 (30%)	77 (12%)	76 (12%)	139 (22%)	13 (2%)
North Kesteven District Council	52 (11%)	117 (24%)	58 (12%)	74 (15%)	184 (37%)	9 (2%)
East Lindsey District Council	49 (10%)	98 (21%)	60 (13%)	76 (16%)	183 (39%)	8 (2%)
West Lindsey District Council	73 (16%)	107 (24%)	54 (12%)	60 (13%)	144 (32%)	15 (3%)
City of Lincoln Council	65 (19%)	89 (26%)	26 (8%)	45 (13%)	115 (33%)	6 (2%)
South Kesteven District Council	43 (14%)	49 (16%)	33 (11%)	54 (17%)	128 (41%)	4 (1%)
Boston Borough Council	19 (7%)	26 (10%)	20 (8%)	29 (11%)	158 (62%)	4 (2%)
South Holland District Council	30 (15%)	26 (13%)	9 (5%)	36 (18%)	95 (48%)	3 (2%)
No information provided	1 (25%)	1 (25%)	2 (50%)	0 (0%)	0 (0%)	0 (0%)
Total	615 (16%)	896 (23%)	424 (11%)	566 (14%)	1,379 (35%)	72 (2%)

Note: 3,952 total respondents

Appendix D

Segmentation by age group

Note: The following tables provide an overview of the responses received to the six consultation questions, broken down by age group. Responses from respondents who had not answered this demographic question are therefore not included in the tables below. Overviews of all responses can be found in Appendix A.

To what extent do you agree or disagree with the proposals relating to new jobs and business growth?

Table 21. Question 1 - Segmentation by age group

Respondent type	Strongly agree	Agree	Neither agree, nor disagree	Disagree	Strongly disagree	Don't know
Under 18	13 (21%)	36 (57%)	6 (10%)	2 (3%)	6 (10%)	0 (0%)
18-24	41 (29%)	55 (39%)	12 (9%)	4 (3%)	27 (19%)	1 (1%)
25-34	61 (27%)	89 (39%)	22 (10%)	15 (7%)	42 (18%)	1 (0%)
35-44	111 (30%)	126 (34%)	40 (11%)	32 (9%)	59 (16%)	6 (2%)
45-54	137 (24%)	194 (34%)	69 (12%)	61 (11%)	95 (17%)	9 (2%)
55-64	209 (26%)	225 (28%)	96 (12%)	107 (13%)	140 (18%)	16 (2%)
65-74	182 (22%)	219 (27%)	125 (15%)	128 (16%)	158 (19%)	13 (2%)
75+	94 (22%)	123 (28%)	74 (17%)	60 (14%)	77 (18%)	7 (2%)
Prefer not to say	24 (7%)	62 (17%)	51 (14%)	83 (23%)	127 (35%)	18 (5%)
No information provided	3 (43%)	2 (29%)	2 (29%)	0 (0%)	0 (0%)	0 (0%)
Total	875 (23%)	1,131 (30%)	497 (13%)	492 (13%)	731 (19%)	71 (2%)

Note: 3,797 total respondents

To what extent do you agree or disagree with the proposals relating to education and training?

Table 22. Question 2 - Segmentation by age group

Respondent type	Strongly agree	Agree	Neither agree, nor disagree	Disagree	Strongly disagree	Don't know
Under 18	16 (25%)	28 (44%)	5 (8%)	7 (11%)	7 (11%)	0 (0%)
18-24	49 (35%)	39 (28%)	18 (13%)	8 (6%)	26 (19%)	0 (0%)
25-34	87 (38%)	67 (29%)	18 (8%)	14 (6%)	43 (19%)	1 (0%)
35-44	130 (35%)	126 (34%)	28 (7%)	27 (7%)	58 (15%)	6 (2%)
45-54	176 (31%)	171 (30%)	64 (11%)	54 (10%)	95 (17%)	4 (1%)
55-64	232 (29%)	227 (29%)	84 (11%)	113 (14%)	126 (16%)	10 (1%)
65-74	195 (24%)	234 (28%)	101 (12%)	136 (17%)	149 (18%)	8 (1%)
75+	101 (23%)	140 (32%)	54 (12%)	58 (13%)	71 (16%)	8 (2%)
Prefer not to say	31 (8%)	72 (20%)	53 (14%)	86 (23%)	114 (31%)	10 (3%)
No information provided	4 (57%)	1 (14%)	2 (29%)	0 (0%)	0 (0%)	0 (0%)
Total	1,021 (27%)	1,105 (29%)	427 (11%)	503 (13%)	689 (18%)	47 (1%)

Note: 3,792 total respondents

To what extent do you agree or disagree with the proposals relating to roads, buses and transport?

Table 23. Question 3 - Segmentation by age group

Respondent type	Strongly agree	Agree	Neither agree, nor disagree	Disagree	Strongly disagree	Don't know
Under 18	28 (44%)	16 (25%)	6 (10%)	3 (5%)	9 (14%)	1 (2%)
18-24	66 (47%)	27 (19%)	12 (9%)	6 (4%)	29 (21%)	0 (0%)
25-34	97 (42%)	60 (26%)	18 (8%)	14 (6%)	41 (18%)	0 (0%)
35-44	143 (38%)	112 (30%)	21 (6%)	32 (9%)	61 (16%)	6 (2%)
45-54	188 (33%)	155 (27%)	44 (8%)	64 (11%)	109 (19%)	5 (1%)
55-64	272 (34%)	200 (25%)	67 (8%)	97 (12%)	149 (19%)	8 (1%)
65-74	237 (29%)	202 (24%)	81 (10%)	133 (16%)	166 (20%)	6 (1%)
75+	133 (31%)	113 (26%)	45 (10%)	55 (13%)	82 (19%)	8 (2%)
Prefer not to say	32 (9%)	64 (17%)	38 (10%)	85 (23%)	134 (37%)	14 (4%)
No information provided	3 (43%)	1 (14%)	3 (43%)	0 (0%)	0 (0%)	0 (0%)
Total	1,199 (32%)	950 (25%)	335 (9%)	489 (13%)	780 (21%)	48 (1%)

Note: 3,801 total respondents

To what extent do you agree or disagree with the proposals relating to homes and communities?

Table 24. Question 4 - Segmentation by age group

Respondent type	Strongly agree	Agree	Neither agree, nor disagree	Disagree	Strongly disagree	Don't know
Under 18	14 (22%)	24 (38%)	8 (13%)	6 (10%)	9 (14%)	2 (3%)
18-24	40 (29%)	41 (29%)	18 (13%)	9 (6%)	32 (23%)	0 (0%)
25-34	71 (31%)	53 (23%)	28 (12%)	25 (11%)	48 (21%)	4 (2%)
35-44	95 (26%)	117 (31%)	39 (10%)	47 (13%)	69 (19%)	5 (1%)
45-54	144 (26%)	156 (28%)	61 (11%)	75 (13%)	119 (21%)	9 (2%)
55-64	187 (24%)	217 (27%)	114 (14%)	115 (15%)	152 (19%)	7 (1%)
65-74	174 (21%)	193 (23%)	104 (13%)	152 (18%)	191 (23%)	9 (1%)
75+	83 (19%)	131 (30%)	59 (14%)	65 (15%)	85 (20%)	11 (3%)
Prefer not to say	18 (5%)	56 (15%)	51 (14%)	92 (25%)	142 (39%)	8 (2%)
No information provided	3 (43%)	2 (29%)	2 (29%)	0 (0%)	0 (0%)	0 (0%)
Total	829 (22%)	990 (26%)	484 (13%)	586 (15%)	847 (22%)	55 (1%)

Note: 3,791 total respondents

To what extent do you agree or disagree with the proposals relating to the environment?

Table 25. Question 5 - Segmentation by age group

Respondent type	Strongly agree	Agree	Neither agree, nor disagree	Disagree	Strongly disagree	Don't know
Under 18	22 (35%)	19 (31%)	10 (16%)	1 (2%)	10 (16%)	0 (0%)
18-24	55 (39%)	39 (28%)	13 (9%)	7 (5%)	26 (19%)	0 (0%)
25-34	85 (37%)	70 (30%)	19 (8%)	13 (6%)	41 (18%)	2 (1%)
35-44	129 (35%)	123 (33%)	25 (7%)	30 (8%)	56 (15%)	7 (2%)
45-54	181 (32%)	168 (30%)	57 (10%)	52 (9%)	101 (18%)	6 (1%)
55-64	239 (30%)	219 (28%)	96 (12%)	97 (12%)	133 (17%)	9 (1%)
65-74	215 (26%)	225 (27%)	89 (11%)	118 (14%)	161 (20%)	12 (1%)
75+	127 (29%)	102 (23%)	65 (15%)	59 (14%)	74 (17%)	8 (2%)
Prefer not to say	30 (8%)	75 (20%)	51 (14%)	77 (21%)	124 (34%)	9 (2%)
No information provided	4 (57%)	1 (14%)	1 (14%)	1 (14%)	0 (0%)	0 (0%)
Total	1,087 (29%)	1,041 (27%)	426 (11%)	455 (12%)	726 (19%)	53 (1%)

Note: 3,788 total respondents

To what extent do you agree or disagree with the proposals relating to governance?

Table 26. Question 6 - Segmentation by age group

Respondent type	Strongly agree	Agree	Neither agree, nor disagree	Disagree	Strongly disagree	Don't know
Under 18	8 (13%)	26 (41%)	10 (16%)	5 (8%)	13 (21%)	1 (2%)
18-24	40 (29%)	33 (24%)	13 (9%)	16 (11%)	37 (26%)	1 (1%)
25-34	58 (25%)	58 (25%)	19 (8%)	24 (10%)	69 (30%)	2 (1%)
35-44	76 (20%)	102 (27%)	44 (12%)	39 (10%)	102 (27%)	12 (3%)
45-54	97 (17%)	138 (24%)	82 (14%)	63 (11%)	175 (31%)	11 (2%)
55-64	108 (14%)	197 (25%)	97 (12%)	115 (14%)	260 (33%)	17 (2%)
65-74	121 (15%)	164 (20%)	78 (9%)	140 (17%)	312 (38%)	10 (1%)
75+	59 (14%)	107 (25%)	42 (10%)	71 (16%)	150 (35%)	5 (1%)
Prefer not to say	10 (3%)	32 (9%)	25 (7%)	77 (21%)	214 (58%)	10 (3%)
No information provided	2 (29%)	1 (14%)	3 (43%)	0 (0%)	1 (14%)	0 (0%)
Total	579 (15%)	858 (23%)	413 (11%)	550 (14%)	1,333 (35%)	69 (2%)

Note: 3,802 total respondents

Appendix E

Segmentation by disability

Note: The following tables provide an overview of the responses received to the six consultation questions, broken down by whether respondents had a disability or not. Responses from respondents who had not answered this demographic question are therefore not included in the tables below. Overviews of all responses can be found in Appendix A.

To what extent do you agree or disagree with the proposals relating to new jobs and business growth?

Table 27. Question 1 - Segmentation by disability

Respondent type	Strongly agree	Agree	Neither agree, nor disagree	Disagree	Strongly disagree	Don't know
No disability	683 (25%)	844 (31%)	336 (12%)	347 (13%)	482 (18%)	47 (2%)
Disability	139 (22%)	199 (31%)	106 (16%)	79 (12%)	113 (18%)	9 (1%)
Prefer not to say	49 (13%)	79 (20%)	51 (13%)	63 (16%)	131 (34%)	17 (4%)
Total	871 (23%)	1,122 (30%)	493 (13%)	489 (13%)	726 (19%)	73 (2%)

Note: 3,774 total respondents

To what extent do you agree or disagree with the proposals relating to education and training?

Table 28. Question 2 - Segmentation by disability

Respondent type	Strongly agree	Agree	Neither agree, nor disagree	Disagree	Strongly disagree	Don't know
No disability	793 (29%)	820 (30%)	291 (11%)	343 (13%)	455 (17%)	33 (1%)
Disability	164 (26%)	195 (30%)	84 (13%)	93 (14%)	99 (15%)	7 (1%)
Prefer not to say	57 (15%)	85 (22%)	49 (12%)	66 (17%)	127 (32%)	8 (2%)
Total	1,014 (27%)	1,100 (29%)	424 (11%)	502 (13%)	681 (18%)	48 (1%)

Note: 3,769 total respondents

To what extent do you agree or disagree with the proposals relating to roads, buses and transport?

Table 29. Question 3 - Segmentation by disability

Respondent type	Strongly agree	Agree	Neither agree, nor disagree	Disagree	Strongly disagree	Don't know
No disability	908 (33%)	721 (26%)	238 (9%)	332 (12%)	512 (19%)	32 (1%)
Disability	220 (34%)	156 (24%)	57 (9%)	84 (13%)	122 (19%)	5 (1%)
Prefer not to say	64 (16%)	69 (18%)	36 (9%)	72 (18%)	139 (35%)	12 (3%)
Total	1,192 (32%)	946 (25%)	331 (9%)	488 (13%)	773 (20%)	49 (1%)

Note: 3,779 total respondents

To what extent do you agree or disagree with the proposals relating to homes and communities?

Table 30. Question 4 - Segmentation by disability

Respondent type	Strongly agree	Agree	Neither agree, nor disagree	Disagree	Strongly disagree	Don't know
No disability	652 (24%)	754 (28%)	332 (12%)	396 (14%)	563 (21%)	36 (1%)
Disability	125 (19%)	172 (27%)	96 (15%)	112 (17%)	130 (20%)	8 (1%)
Prefer not to say	45 (11%)	59 (15%)	55 (14%)	75 (19%)	146 (37%)	12 (3%)
Total	822 (22%)	985 (26%)	483 (13%)	583 (15%)	839 (22%)	56 (1%)

Note: 3,768 total respondents

To what extent do you agree or disagree with the proposals relating to the environment?

Table 31. Question 5 - Segmentation by disability

Respondent type	Strongly agree	Agree	Neither agree, nor disagree	Disagree	Strongly disagree	Don't know
No disability	834 (31%)	776 (28%)	297 (11%)	306 (11%)	485 (18%)	34 (1%)
Disability	183 (29%)	182 (28%)	76 (12%)	85 (13%)	108 (17%)	8 (1%)
Prefer not to say	65 (17%)	78 (20%)	49 (13%)	64 (16%)	124 (32%)	11 (3%)
Total	1,082 (29%)	1,036 (28%)	422 (11%)	455 (12%)	717 (19%)	53 (1%)

Note: 3,765 total respondents

To what extent do you agree or disagree with the proposals relating to governance?

Table 32. Question 6 - Segmentation by disability

Respondent type	Strongly agree	Agree	Neither agree, nor disagree	Disagree	Strongly disagree	Don't know
No disability	446 (16%)	653 (24%)	319 (12%)	381 (14%)	896 (33%)	46 (2%)
Disability	97 (15%)	148 (23%)	69 (11%)	92 (14%)	224 (35%)	14 (2%)
Prefer not to say	32 (8%)	52 (13%)	25 (6%)	73 (19%)	202 (51%)	10 (3%)
Total	575 (15%)	853 (23%)	413 (11%)	546 (14%)	1,322 (35%)	70 (2%)

Note: 3,779 total respondents

Appendix F

Cross-tabulations of Question 6 with other quantitative questions

Note: The following tables only include responses received where respondents answered both relevant consultation questions used for each cross-tabulation.

Question 6: To what extent do you agree or disagree with the proposals relating to governance?

Question 1: To what extent do you agree or disagree with the proposals relating to new jobs and business growth?

Table 33. Question 1 - Response patterns

Response	Agree with Q1	Disagree with Q1	Neutral/ Don't know for Q1
Agree with Q6	1,435 (93%)	27 (2%)	82 (5%)
Disagree with Q6	373 (19%)	1,230 (63%)	353 (18%)
Neutral/ Don't know for Q6	320 (63%)	26 (5%)	160 (32%)
Total	2,128 (53%)	1,283 (32%)	595 (15%)

Note: 4,006 total respondents

Question 2: To what extent do you agree or disagree with the proposals relating to education and training?

Table 34. Question 2 - Response patterns

Response	Agree with Q2	Disagree with Q2	Neutral/ Don't know for Q2
Agree Q6	1,461 (95%)	30 (2%)	52 (3%)
Disagree Q6	452 (23%)	1,189 (61%)	315 (16%)
Neutral/ Don't know Q6	354 (70%)	23 (5%)	127 (25%)
Total	2,267 (57%)	1,242 (31%)	494 (12%)

Note: 4,003 total respondents

Question 3: To what extent do you agree or disagree with the proposals relating to roads, buses and transport?

Table 35. Question 3 - Response patterns

Response	Agree with Q3	Disagree with Q3	Neutral/ Don't know for Q3
Agree Q6	1,452 (94%)	40 (3%)	58 (4%)
Disagree Q6	482 (25%)	1,242 (63%)	232 (12%)
Neutral/ Don't know Q6	358 (71%)	35 (7%)	113 (22%)
Total	2,292 (57%)	1,317 (33%)	403 (10%)

Note: 4,012 total respondents

Question 4: To what extent do you agree or disagree with the proposals relating to homes and communities?

Table 36. Question 4 - Response patterns

Response	Agree with Q4	Disagree with Q4	Neutral/ Don't know for Q4
Agree Q6	1,349 (87%)	80 (5%)	115 (7%)
Disagree Q6	340 (17%)	1,337 (68%)	282 (14%)
Neutral/ Don't know Q6	254 (51%)	77 (15%)	171 (34%)
Total	1,943 (49%)	1,494 (37%)	568 (14%)

Note: 4,005 total respondents

Question 5: To what extent do you agree or disagree with the proposals relating to the environment?

Table 37. Question 5 - Response patterns

Response	Agree with Q5	Disagree with Q5	Neutral/ Don't know for Q5
Agree Q6	1,451 (94%)	37 (2%)	59 (4%)
Disagree Q6	484 (25%)	1,175 (60%)	295 (15%)
Neutral/ Don't know Q6	337 (67%)	21 (4%)	143 (29%)
Total	2,272 (57%)	1,233 (31%)	497 (12%)

Note: 4,002 total respondents

Appendix G

Equalities impact assessment tables

Disability

Table 38. Equalities impact by disability

Respondent type	Positive Impact	No Impact	Negative Impact	Don't know
No disability	433 (16%)	1,226 (46%)	414 (16%)	564 (21%)
Disability	121 (19%)	202 (32%)	177 (28%)	127 (20%)
Prefer not to say	25 (7%)	121 (32%)	128 (34%)	99 (27%)
Total	579 (16%)	1,549 (43%)	719 (20%)	790 (22%)

Note: 3,637 total respondents

Sexual orientation

Table 39. Equalities impact by sexual orientation

Respondent type	Positive Impact	No Impact	Negative Impact	Don't know
Heterosexual or straight	180 (7%)	1,631 (60%)	309 (11%)	611 (22%)
Prefer not to say	12 (2%)	298 (47%)	140 (22%)	180 (29%)
Gay or lesbian	19 (19%)	45 (45%)	23 (23%)	14 (14%)
Bisexual	5 (6%)	31 (40%)	19 (24%)	23 (29%)
No information provided	0 (0%)	0 (0%)	0 (0%)	0 (0%)
Total	216 (6%)	2,005 (57%)	491 (14%)	828 (23%)

Note: 3,540 total respondents

Race

Table 40. Equalities impact by race

Respondent type	Positive Impact	No Impact	Negative Impact	Don't know
White	306 (10%)	1,686 (54%)	473 (15%)	676 (22%)
Prefer not to say	4 (1%)	157 (39%)	132 (33%)	107 (27%)
Mixed	6 (15%)	16 (41%)	9 (23%)	8 (21%)
Other ethnic group	1 (4%)	8 (35%)	7 (30%)	7 (30%)
Asian or Asian British	1 (4%)	6 (26%)	6 (26%)	10 (43%)
Black or Black British	4 (22%)	4 (22%)	3 (17%)	7 (39%)
No information provided	0 (0%)	0 (0%)	0 (0%)	0 (0%)
Total	322 (9%)	1,877 (52%)	630 (17%)	815 (22%)

Note: 3,644 total respondents

Appendix H

Greater Lincolnshire Devolution stakeholder engagement and publicity¹⁶

The three councils jointly designed, implemented, and monitored a programme of consultation and promotion to:

- encourage everyone's participation, including those who are 'seldom heard' and groups identified in the equality impact analysis
- provide information about the proposal to raise awareness and increase understanding to ensure respondents and their responses were informed

An eight-week consultation took place between Monday 4 December 2023 and Monday 29 January 2024. Consultation methods included:

- a six-question online Likert survey with open text box and additional questions to assess reach and potential impact. There were over 14,000 visits to the project page and more than 4,000 people completed the Let's talk Lincolnshire survey
- the same survey in printed form with a freepost return address was available in:
 - standard text
 - large print
 - easy read (simplified, pictorial version)
 - additionally, on request, it could also be translated into Braille and audio format as well as different languages for those without English as a first language
- a dedicated telephone number and email address to request alternative formats, enable questions to be answered and the survey to be completed over the phone
- letters of support and objection were received instead of/in addition to the survey
- 22 public roadshows across the whole area in accessible locations on a mix of days (including two weekends), at different times of day and evening
- Face-to-face and online briefings provided at 8 staff updates and 23 organisations and business networks
- Face-to-face and online meetings/briefings with 31 community groups including seldom heard groups; these 31 events reached 360 people
- Facebook Live, an online town/parish council forum and a home visit were also used as alternative mechanisms to extend reach and inclusion

¹⁶ All information in this Appendix section was provided by Lincolnshire County Council, North-East Lincolnshire Council & North Lincolnshire Council

In addition, just prior to consultation commencing (within the 1-2 weeks between decision and consultation launch), the three residents magazines went to every household in Greater Lincolnshire (North Lincolnshire NewsDirect 88k, North-East Lincolnshire Every Household 75K, Lincolnshire County News 370k). The articles in these explained the concept of devolution and advised where to find more information once the consultation was launched.

The multi-channel communications strategy, executed during consultation included:

- attending events, groups, business networks and meetings to brief stakeholders
- hard copy literature posted or handed out. This included (to nearest 25):
 - 2,500 posters
 - 5,450 postcards
 - 4,675 surveys
 - 1,950 executive summaries
 - 2,125 proposals
- Paper copies provided to, displayed and available in the following locations:
 - town and parish councils
 - civic reception offices
 - libraries
 - community hubs
 - children's and family centres
 - GP surgeries
 - staff in some businesses willing to take literature
 - Lincoln high street and Bourne town centre
- each councils' website hosted a link to the Let's talk Lincolnshire project page
- social media campaigns consisting 204 posts across five platforms resulted in 851 reactions, 3077 comments and a combined reach of 578,054
- audio, for example the talking newspaper and audio visual tools, for example online videos, were used to promote consultation and explain devolution
- e-newsletters and mailshots direct to:
 - over 3,500 individuals
 - 350 town/parish councils
 - approximately 200 community groups
- additional reach achieved as some voluntary sector organisations included coverage in their own electronic and print newsletters, for example LALC news and Foss Focus
- 15 news releases across Greater Lincolnshire with 63 pieces of coverage across local television, radio, print and online media in Lincolnshire alone



+44 20 8133 3192 43 Tanner Street, SE1 3PL, London, UK
+30 21 2104 7902 Ifigenias 9, 14231, Athens, GR

Copyright © 2024 All rights reserved
Company Number 09391354, VAT Number GB208923405, Registered in England and Wales

 [company/alma-economics](#)

 [almaeconomics](#)


alma economics